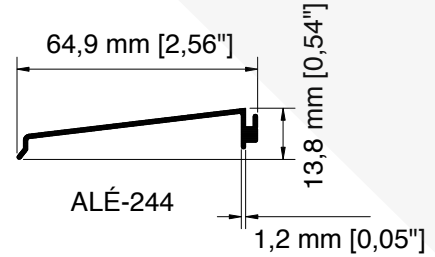
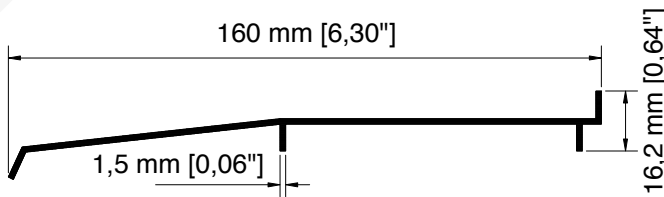


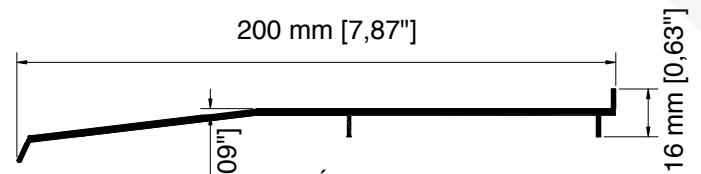
ALÉ-149



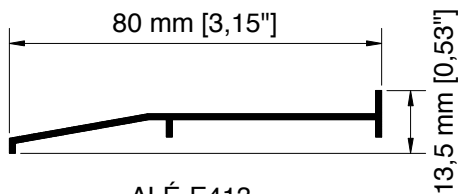
ALÉ-244



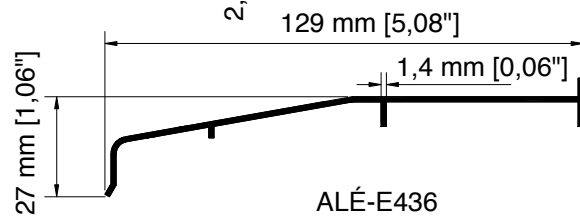
ALÉ-413



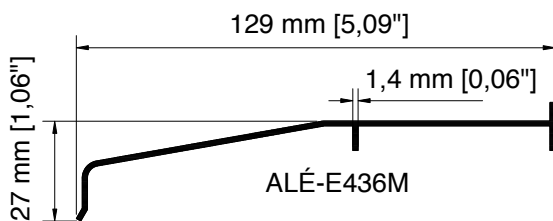
ALÉ-449M



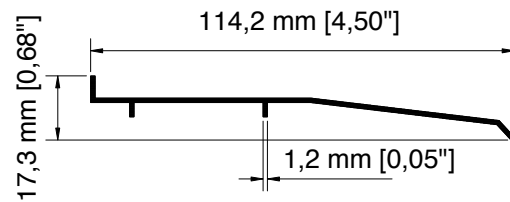
ALÉ-E413
ALÉ-EA413



ALÉ-E436



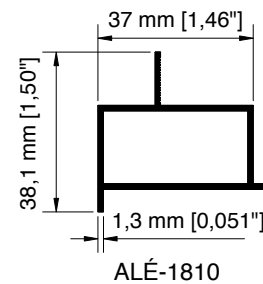
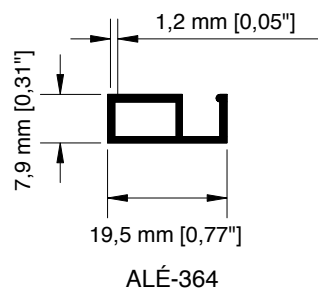
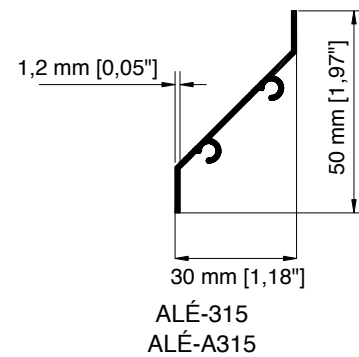
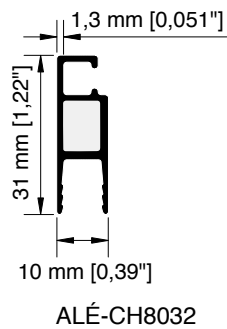
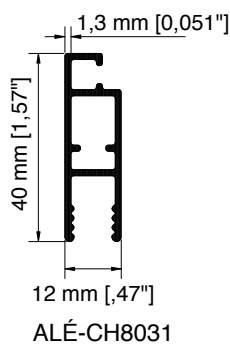
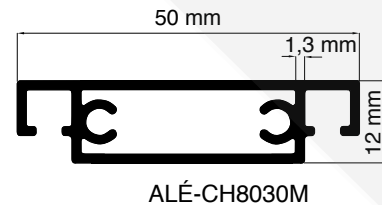
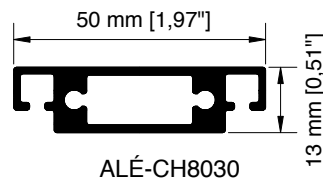
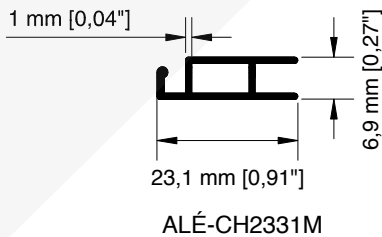
ALÉ-E436M



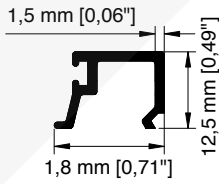
ALÉ-S1266

REFERENCIA [REFERENCE]	PESO [WEIGHT]		PERIMETRO ACABADO [PERIMETER]	
	kg / m	[lbs / ft]	mm	[inch.]
ALÉ-149	0,617	0,415	305,320	12,020
ALÉ-244	0,293	0,197	165,450	6,514
ALÉ-413	0,758	0,510	376,180	14,810
ALÉ-449M	1,291	0,868	455,050	17,915
ALÉ-E413	0,334	0,225	192,430	7,576
ALÉ-EA413	0,308	0,207	190,760	7,510
ALÉ-E436	0,618	0,415	328,870	12,948
ALÉ-E436M	0,606	0,407	322,940	12,714
ALÉ-S1266	0,423	0,284	262,250	10,325

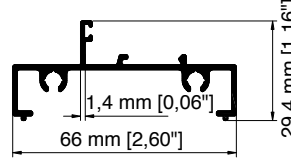
NOTA: Las dimensiones en milímetros son exactas. Las dimensiones en pulgadas son aproximadas.
NOTE: Sizes in millimeters are exact. Dimensions in inches are approximate.



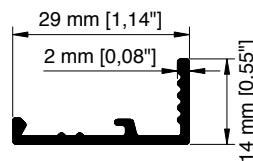
REFERENCIA [REFERENCE]	DESCRIPCIÓN [DESCRIPTION]	PESO [WEIGHT]		PERIMETRO ACABADO [PERIMETER]	
		kg / m	[lbs / ft]	mm	[inch.]
ALÉ-CH2331M	Mosquitero	0,154	0,103	81,490	3,208
ALÉ-CH8030	Mosquitero	0,694	0,467	164,450	6,474
ALÉ-CH8030M	Mosquitero	0,513	0,345	158,240	6,230
ALÉ-CH8031	Mosquitero	0,384	0,258	151,080	5,948
ALÉ-CH8032	Mosquitero	0,268	0,180	118,420	4,662
ALÉ-315	Persiana	0,258	0,173	157,970	6,219
ALÉ-A315	Persiana	0,239	0,161	154,480	6,082
ALÉ-364	Mosquitero	0,150	0,101	69,280	2,728
ALÉ-1810	Mosquitero	0,091	0,061	65,900	2,594



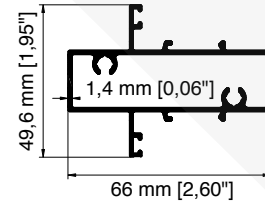
ALÉ-CH7316



ALÉ-CH7317

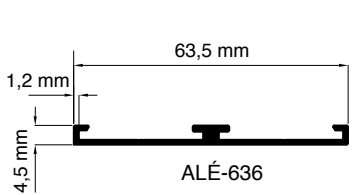


ALÉ-CH7319

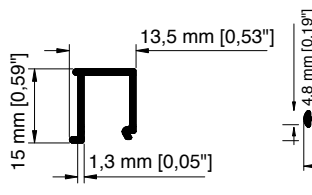


ALÉ-CH8027

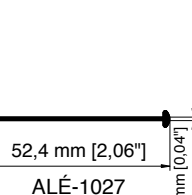
REFERENCIA [REFERENCE]	DESCRIPCIÓN [DESCRIPTION]	PESO [WEIGHT]		PERIMETRO ACABADO [PERIMETER]	
		kg / m	[lbs / ft]	mm	[inch.]
ALÉ-CH7316	Junquillo	0,168	0,113	89,200	3,512
ALÉ-CH7317	Marco Fijo	0,624	0,419	304,570	11,991
ALÉ-CH7319	Marco Fijo	0,200	0,134	101,890	4,011
ALÉ-CH8027	Divisor	0,973	0,654	283,160	11,148



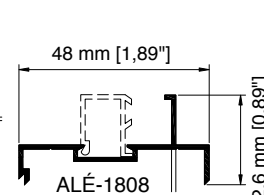
ALÉ-636



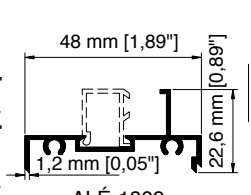
ALÉ-1026



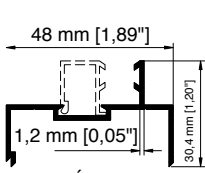
ALÉ-1027



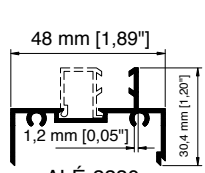
ALÉ-1808



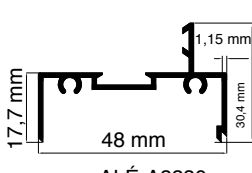
ALÉ-1809



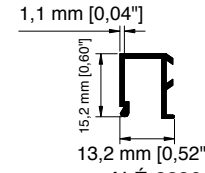
ALÉ-2229



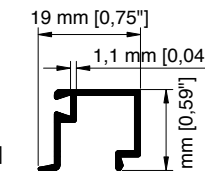
ALÉ-2230



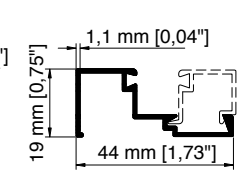
ALÉ-A2230



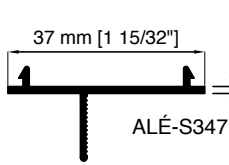
ALÉ-2236



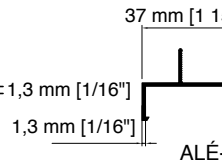
CAR284



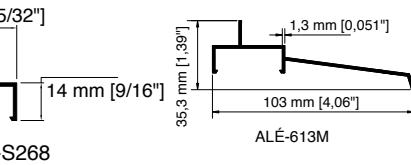
CAR285



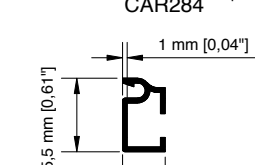
ALÉ-S347



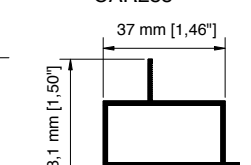
ALÉ-S268



ALÉ-613M

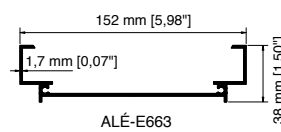


ALÉ-165

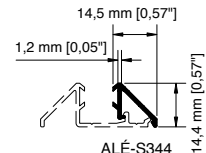


ALÉ-615M

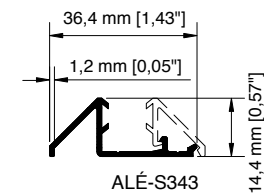
REFERENCIA [REFERENCE]	DESCRIPCIÓN [DESCRIPTION]	PESO [WEIGHT]		PERIMETRO ACABADO [PERIMETER]	
		kg / m	[lbs / ft]	mm	[inch.]
ALÉ-636	Base	0,293	0,197	167,200	6,583
ALÉ-1026	Junquillo	0,149	0,100	85,600	3,370
ALÉ-1027	Mullon	0,173	0,116	117,700	4,634
ALÉ-1808	Horizontal	0,255	0,171	184,000	7,244
ALÉ-1809	Vertical	0,317	0,213	215,330	8,478
ALÉ-2229	Horizontal	0,348	0,234	218,570	8,605
ALÉ-2230	Vertical	0,401	0,270	250,100	9,846
ALÉ-A2230	Vertical	0,387	0,260	248,580	9,787
ALÉ-2236	Junquillo	0,141	0,095	95,810	3,772
CAR284	Pisavidrio	0,162	0,109	108,090	4,256
CAR285	Fijo	0,294	0,198	184,600	7,268
ALÉ-S268	Perimetral Vitrina	0,264	0,177	160,980	6,338
ALÉ-S347	Tapa	0,195	0,131	122,130	4,808
ALÉ-165	Pisa Malla	0,114	0,077	84,640	3,332
ALÉ-613M	Alfajja Integrada	0,519	0,349	304,060	11,971
ALÉ-615M	Cabezal Cuerpo Fijo	0,458	0,308	163,270	6,428
ALÉ-E663	Cuerpo Fijo	1,247	0,838	511,590	20,141
ALÉ-S343	Vidrio-Fijo-Alamo	0,212	0,143	130,150	5,124
ALÉ-S344	Vidrio-Fijo-Alamo	0,113	0,076	70,450	2,774



ALÉ-E663

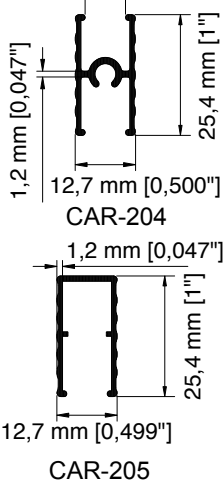
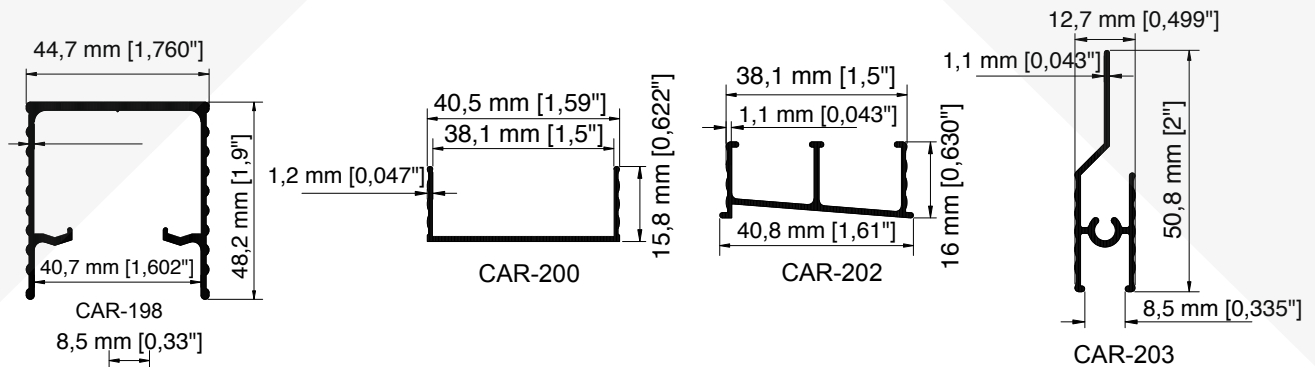


ALÉ-S344

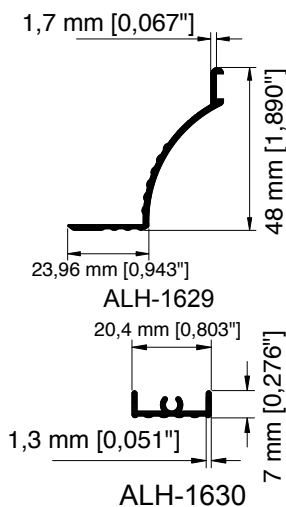
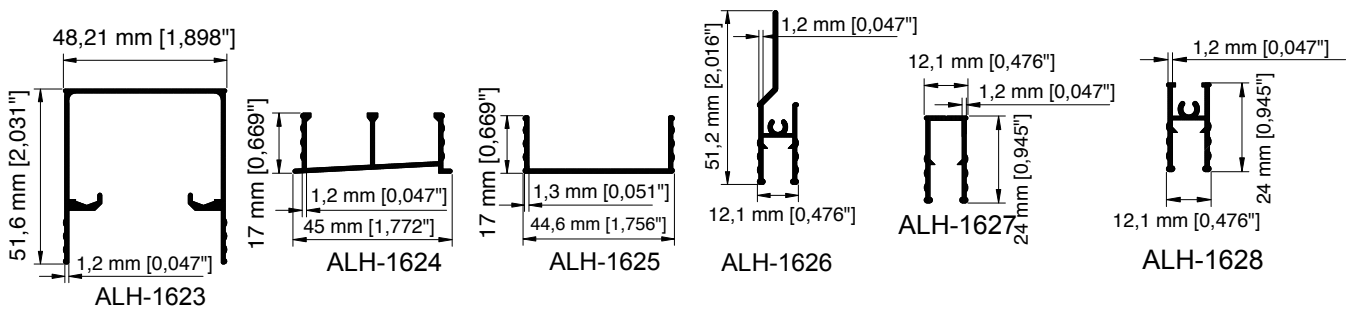


ALÉ-S343

NOTA: Las dimensiones en milímetros son exactas. Las dimensiones en pulgadas son aproximadas.
NOTE: Sizes in millimeters are exact. Dimensions in inches are approximate.

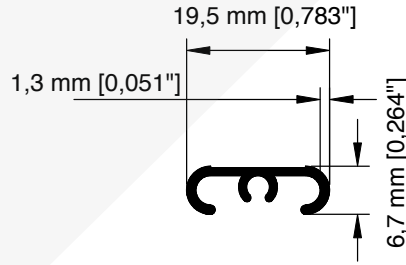


CABINA DE BAÑO - LIGHT SHOWER DOOR					
REFERENCIA [REFERENCE]	DESCRIPCIÓN [DESCRIPTION]	PESO [WEIGHT]		PERIMETRO ACABADO [PERIMETER]	
		kg / m	[lbs / ft]	mm	[inch.]
CAR198	Cabezal Marco	0,747	0,502	322,560	12,699
CAR200	Jamba Marco	0,203	0,136	141,860	5,585
CAR202	Base Marco	0,261	0,175	175,480	6,909
CAR203	Cabezal Puerta	0,292	0,196	195,270	7,688
CAR204	Base Puerta	0,215	0,145	143,170	5,637
CAR205	Jamba Puerta	0,183	0,123	131,450	5,175

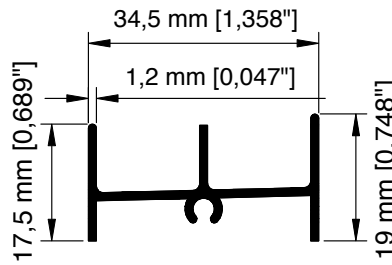


CABINA DE BAÑO COLGANTE SERIE CB-4817 HANGING SHOWER DOOR CB-4817 SERIES					
REFERENCIA [REFERENCE]	DESCRIPCIÓN [DESCRIPTION]	PESO [WEIGHT]		PERIMETRO ACABADO [PERIMETER]	
		kg / m	[lbs / ft]	mm	[inch.]
ALÉ-1623	Cabezal	0,633	0,426	345,080	13,586
ALÉ-1624	Sillar	0,331	0,223	191,530	7,541
ALÉ-1625	Jamba	0,281	0,189	154,750	6,093
ALÉ-1626	Horiz. Sup. Nave	0,347	0,233	196,580	7,739
ALÉ-1627	Traslape	0,210	0,141	123,970	4,881
ALÉ-1628	Horiz. Inf. Nave	0,242	0,163	142,850	5,624
ALÉ-1629	Porta Toallero	0,374	0,251	164,700	6,484
ALÉ-1630	Barra Toallero	0,146	0,098	78,790	3,102

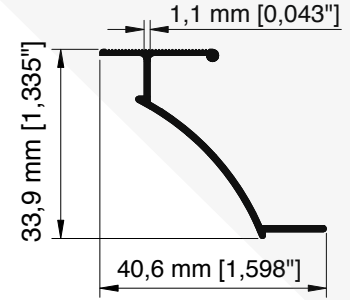
NOTA: Las dimensiones en milímetros son exactas. Las dimensiones en pulgadas son aproximadas.
 NOTE: Sizes in millimeters are exact. Dimensions in inches are approximate.



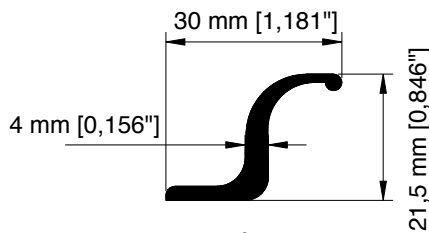
ALÉ-234



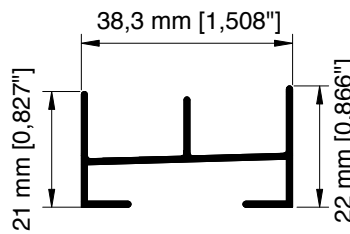
ALÉ-348



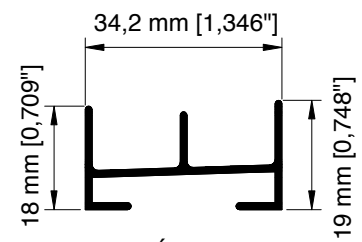
ALÉ-460



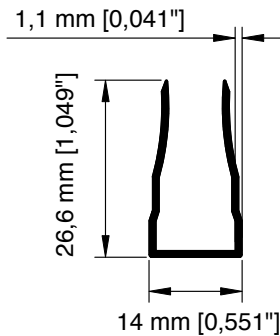
ALÉ-S095M



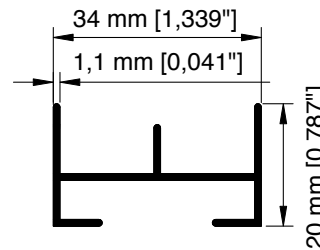
ALÉ-SA201
ALÉ-SB201



ALÉ-SA326
ALÉ-SB326
ALÉ-SB326X



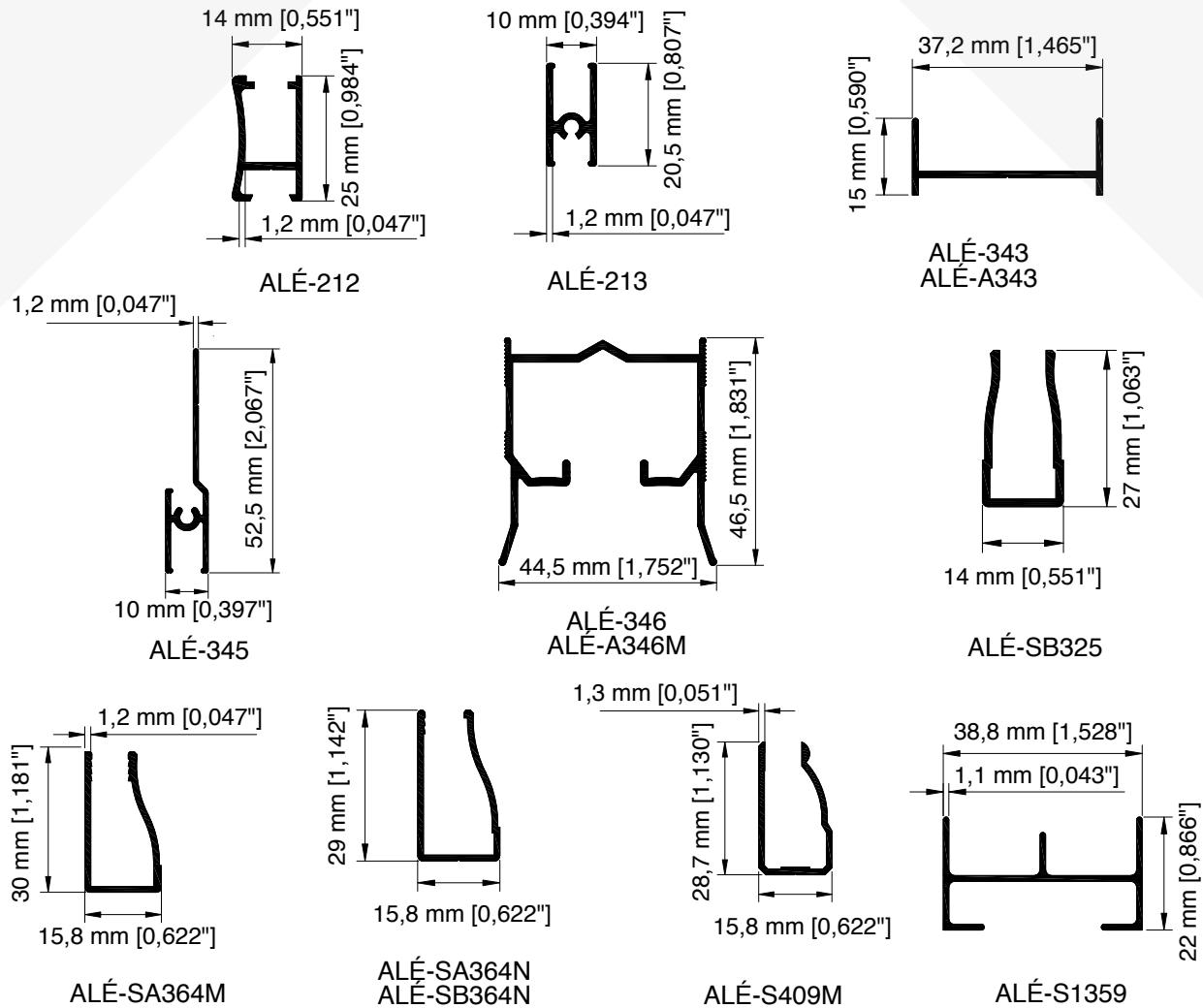
ALÉ-S596



ALÉ-S1338

CABINA DE BAÑO CORREDIZA SERIE 4215 SLIDING SHOWER DOOR 4215 SERIES					
REFERENCIA [REFERENCE]	DESCRIPCIÓN [DESCRIPTION]	PESO [WEIGHT]		PERIMETRO ACABADO [PERIMETER]	
		kg / m	[lbs / ft]	mm	[inch.]
ALÉ-234	Barra toallero	0,126	0,085	78,950	3,110
ALÉ-348	Soporte Toallero	0,282	0,190	170,530	6,714
ALÉ-460	Sillar	0,221	0,149	158,400	6,236
ALÉ-S095M	Interior/Exterior	0,343	0,231	91,420	3,599
ALÉ-SA201	Sillar/Jamba	0,314	0,211	210,210	8,276
ALÉ-SB201	Sillar/Jamba	0,277	0,186	210,210	8,276
ALÉ-SA326	Sillar/Jamba	0,300	0,202	182,330	7,178
ALÉ-SB326	Sillar/Jamba	0,247	0,166	182,330	7,178
ALÉ-SB326X	Sillar/Jamba	0,271	0,182	183,560	7,227
ALÉ-S596	Marco/Nave	0,183	0,123	131,490	5,177
ALÉ-S1338	Sillar/Jamba	0,277	0,186	187,030	7,363

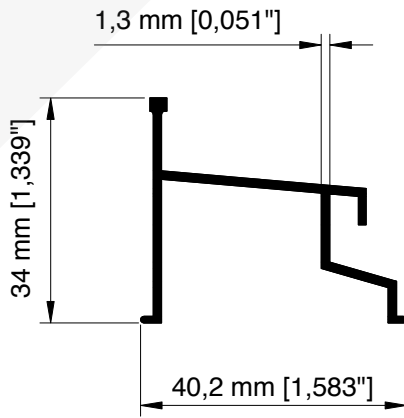
NOTA: Las dimensiones en milímetros son exactas. Las dimensiones en pulgadas son aproximadas.
NOTE: Sizes in millimeters are exact. Dimensions in inches are approximate.



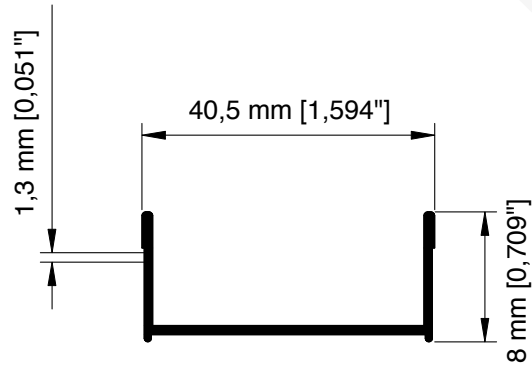
CABINA DE BAÑO CORREDIZA SERIE 4215
SLIDING SHOWER DOOR 4215 SERIES

REFERENCIA [REFERENCE]	DESCRIPCIÓN [DESCRIPTION]	PESO [WEIGHT]		PERIMETRO ACABADO [PERIMETER]	
		kg / m	[lbs / ft]	mm	[inch.]
ALÉ-212	Vertical Nave	0,236	0,159	137,430	5,411
ALÉ-213	Horiz. Nave	0,187	0,126	108,480	4,271
ALÉ-343	Jamba	0,210	0,141	131,220	5,166
ALÉ-A343	Jamba	0,188	0,126	131,220	5,166
ALÉ-345	Horiz. Sup. Nave	0,291	0,196	174,490	6,870
ALÉ-346	Cabezal	0,640	0,430	341,700	13,453
ALÉ-A346M	Cabezal	0,526	0,354	330,730	13,021
ALÉ-B346M	Cabezal	0,489	0,329	332,993	13,109
ALÉ-SB325	Marco nave	0,203	0,136	134,900	5,311
ALÉ-SA364M	Marco nave	0,254	0,171	152,870	6,019
ALÉ-SA364N	Marco nave	0,219	0,147	148,530	5,848
ALÉ-SB364N	Marco nave	0,202	0,136	149,050	5,868
ALÉ-S409M	Marco nave	0,239	0,161	144,480	5,688
ALÉ-S1359	Sillar / Jamba	0,310	0,208	201,490	7,933

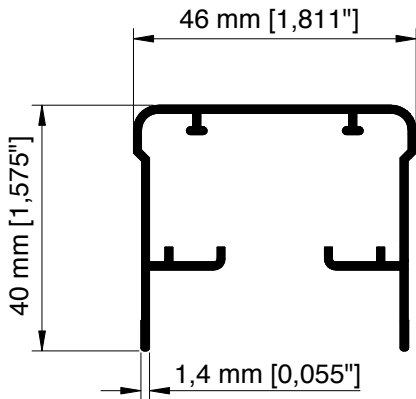
NOTA: Las dimensiones en milímetros son exactas. Las dimensiones en pulgadas son aproximadas.
NOTE: Sizes in millimeters are exact. Dimensions in inches are approximate.



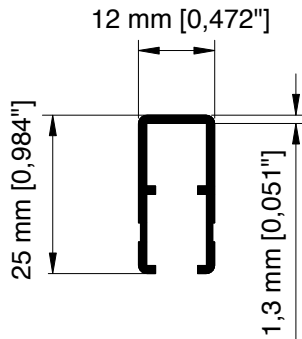
ALÉ-CH1201



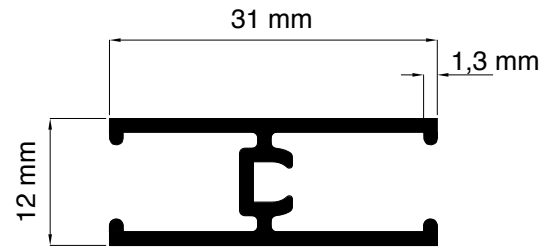
ALÉ-CH1202



ALÉ-CH1203



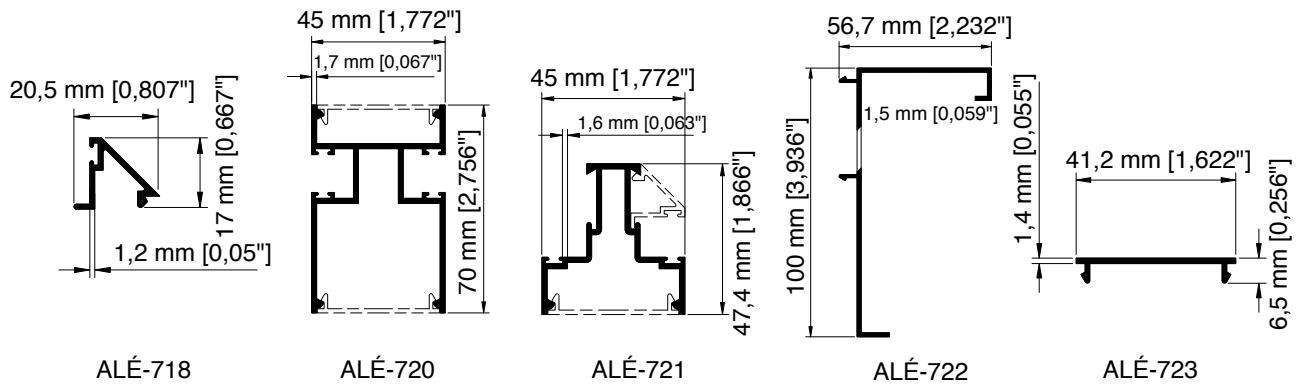
ALÉ-CH1204



ALÉ-CH1205

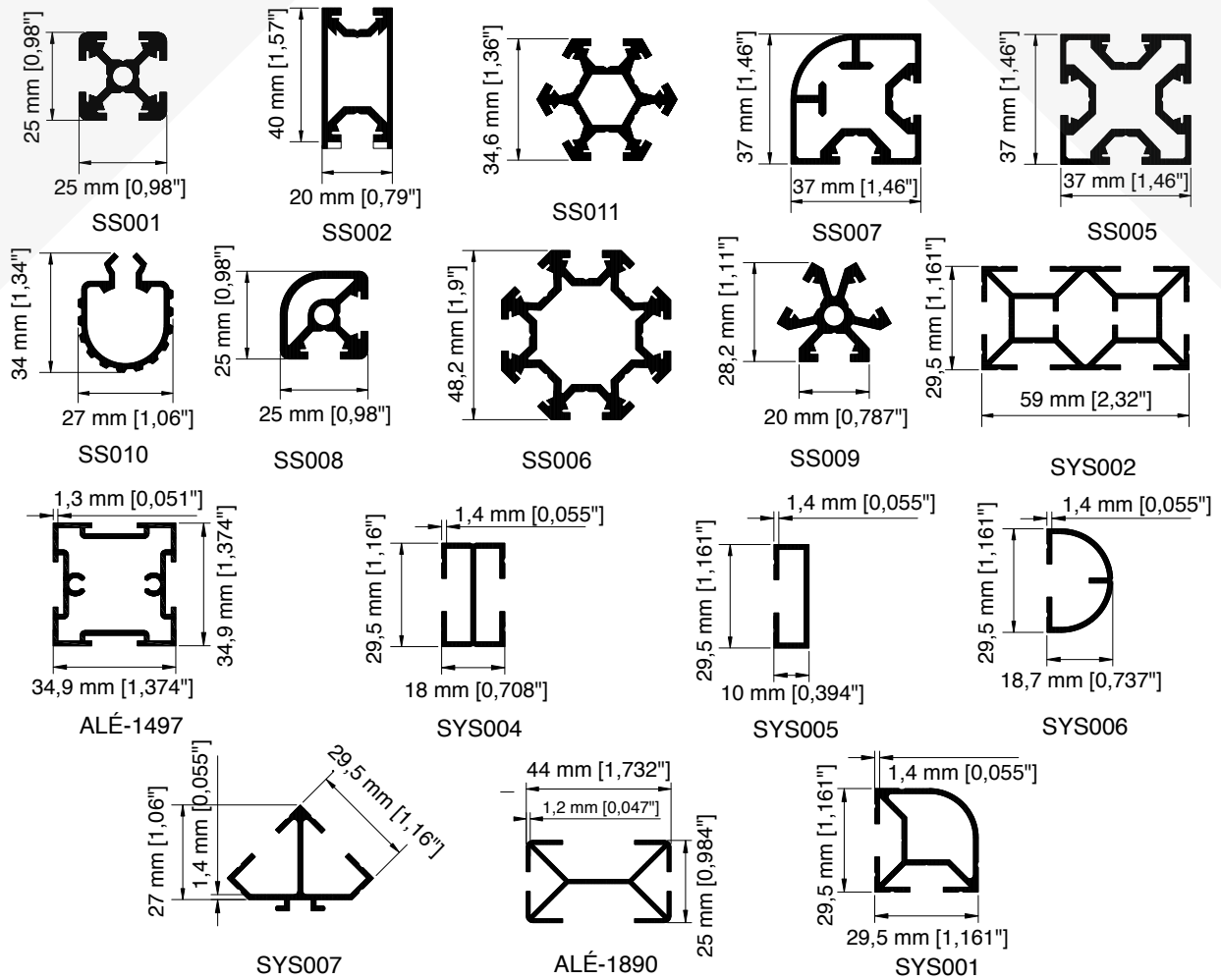
CABINA DE BAÑO COLGANTE SERIE 1200 HANGING SHOWER DOOR 1200 SERIES					
REFERENCIA [REFERENCE]	DESCRIPCIÓN [DESCRIPTION]	PESO [WEIGHT]		PERIMETRO ACABADO [PERIMETER]	
		kg / m	[lbs / ft]	mm	[inch.]
ALÉ-CH1201	Riel Inferior	0,354	0,238	203,520	8,013
ALÉ-CH1202	Jamba	0,255	0,171	148,680	5,854
ALÉ-CH1203	Riel Superior	0,585	0,393	331,940	13,069
ALÉ-CH1204	Bastidor	0,220	0,148	131,570	5,180
ALÉ-CH1205	Palillo	0,294	0,198	165,720	6,524

NOTA: Las dimensiones en milímetros son exactas. Las dimensiones en pulgadas son aproximadas.
NOTE: Sizes in millimeters are exact. Dimensions in inches are approximate.



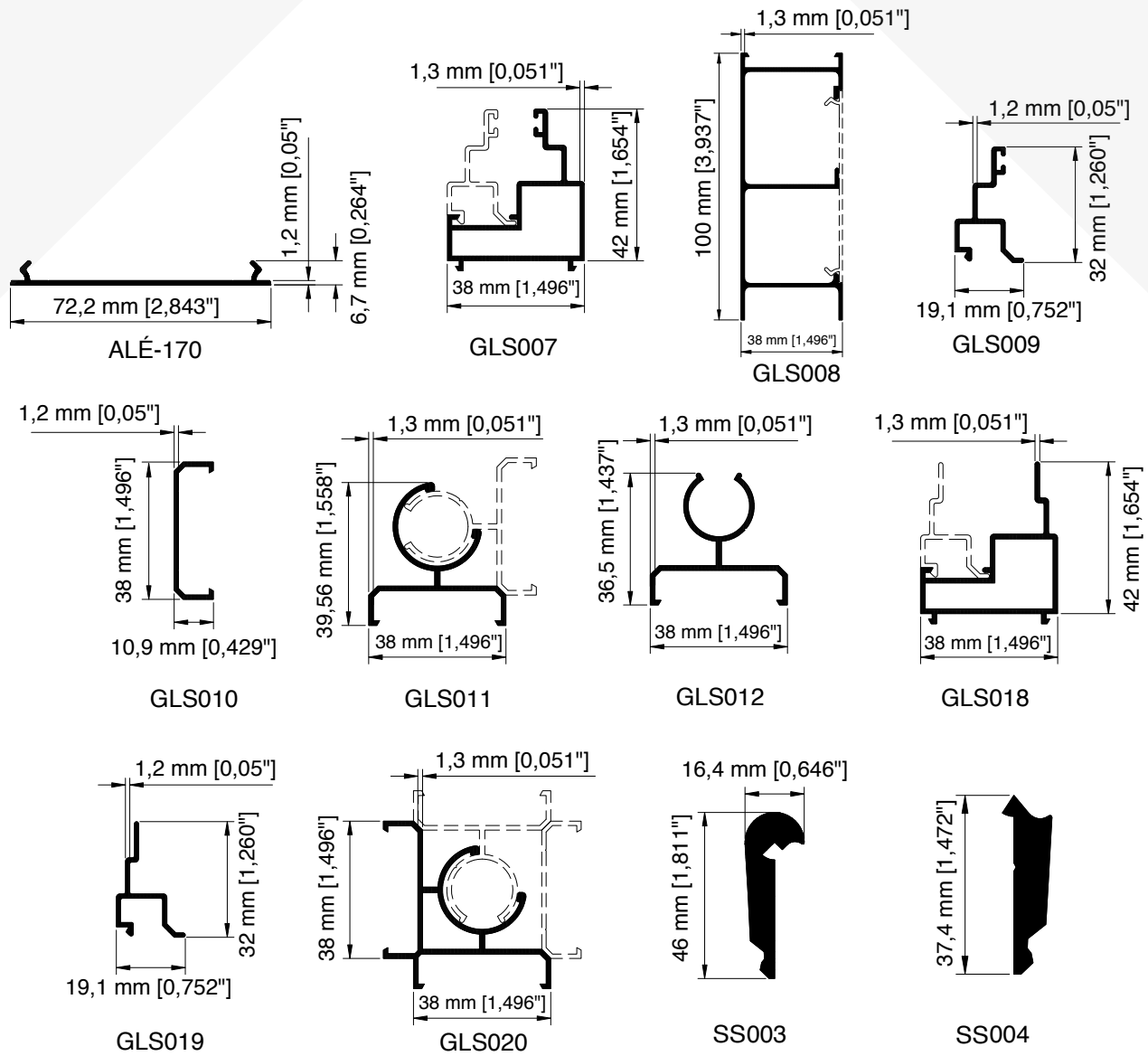
FACHADA FLOTANTE SERIE 7045 - CURTAIN WALL 7045 SERIES					
REFERENCIA [REFERENCE]	DESCRIPCIÓN [DESCRIPTION]	PESO [WEIGHT]		PERIMETRO ACABADO [PERIMETER]	
		kg / m	[lbs / ft]	mm	[inch.]
ALÉ-718	Pisavidrio	0,167	0,112	99,360	3,912
ALÉ-720	Vertical	1,089	0,732	479,550	18,880
ALÉ-721	Horizontal	0,699	0,470	318,380	12,535
ALÉ-722	Cortafuego	0,757	0,509	378,600	14,906
ALÉ-723	Tapa Telescopica	0,195	0,131	106,400	4,189

NOTA: Las dimensiones en milímetros son exactas. Las dimensiones en pulgadas son aproximadas.
NOTE: Sizes in millimeters are exact. Dimensions in inches are approximate.



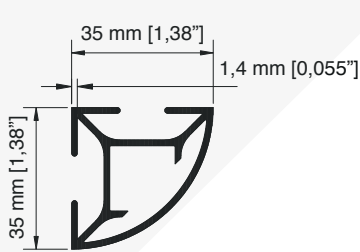
REFERENCIA [REFERENCE]	PESO [WEIGHT]		PERIMETRO ACABADO [PERIMETER]	
	kg / m	[lbs / ft]	mm	[inch.]
ALÉ-1497	0,676	0,454	195,600	7,701
ALÉ-1890	0,505	0,339	311,230	12,253
SS001	0,704	0,473	196,670	7,743
SS002	0,677	0,455	170,530	6,714
SS005	1,115	0,750	241,550	9,510
SS006	1,514	1,018	346,830	13,655
SS007	0,984	0,662	186,830	7,356
SS008	0,676	0,454	138,190	5,441
SS009	0,698	0,469	204,720	8,060
SS010	0,484	0,325	209,920	8,265
SS011	0,964	0,648	260,190	10,244
SYS001	0,536	0,360	190,330	7,493
SYS002	1,052	0,707	411,190	16,189
SYS004	0,363	0,244	197,850	7,789
SYS005	0,241	0,162	130,880	5,153
SYS006	0,281	0,189	152,550	6,006
SYS007	0,442	0,297	227,880	8,972

NOTA: Las dimensiones en milímetros son exactas. Las dimensiones en pulgadas son aproximadas.
NOTE: Sizes in millimeters are exact. Dimensions in inches are approximate.

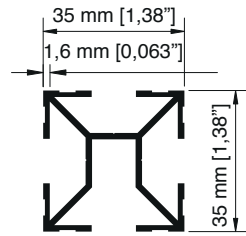


REFERENCIA [REFERENCE]	PESO [WEIGHT]		PERIMETRO ACABADO [PERIMETER]	
	kg / m	[lbs / ft]	mm	[inch.]
ALÉ-170	0,276	0,186	171,450	6,750
GLS007	0,560	0,376	208,820	8,221
GLS008	0,910	0,612	497,020	19,568
GLS009	0,244	0,164	147,710	5,815
GLS010	0,188	0,126	118,680	4,672
GLS011	0,420	0,282	234,360	9,227
GLS012	0,404	0,272	229,900	9,051
GLS018	0,529	0,356	188,860	7,435
GLS019	0,210	0,141	127,600	5,024
GLS020	0,632	0,425	293,780	11,566
SS003	0,925	0,622	121,430	4,781
SS004	0,584	0,393	88,200	3,472

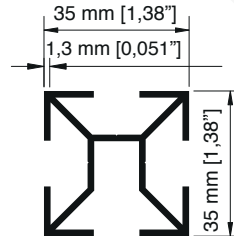
NOTA: Las dimensiones en milímetros son exactas. Las dimensiones en pulgadas son aproximadas.
NOTE: Sizes in millimeters are exact. Dimensions in inches are approximate.



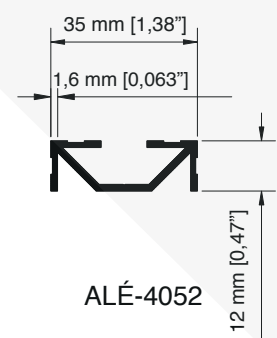
ALÉ-404



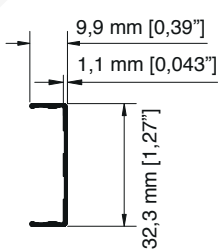
ALÉ-405



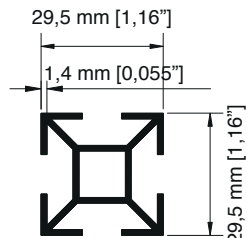
ALÉ-405M



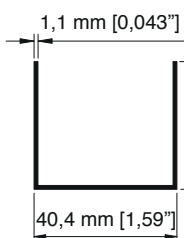
ALÉ-4052



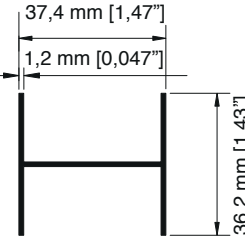
ALU005



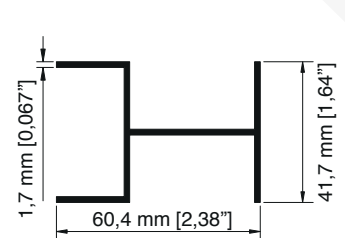
ALÉ-T1381



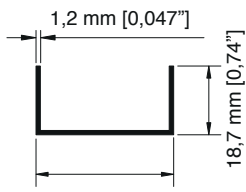
ALÉ-ET031



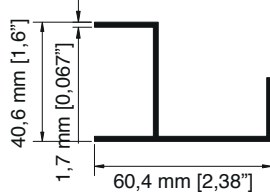
ALÉ-ET032



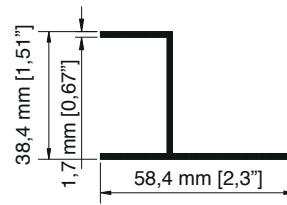
ALÉ-ET035



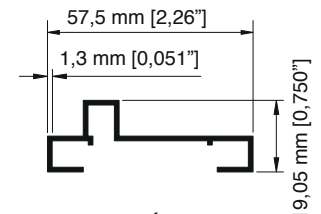
ALÉ-ET036



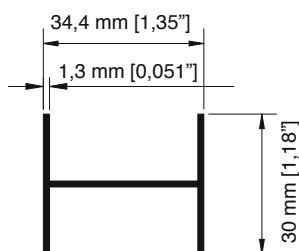
ALÉ-ET038



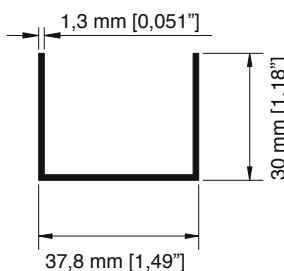
ALÉ-ET038M



ALÉ-ET040



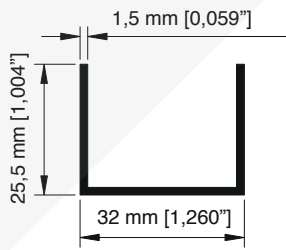
ALÉ-ET448



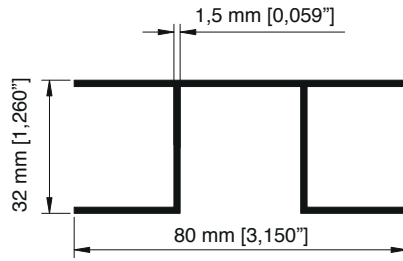
ALÉ-ET449

REFERENCIA [REFERENCE]	PESO [WEIGHT]		PERIMETRO ACABADO [PERIMETER]	
	kg / m	[lbs / ft]	mm	[inch.]
ALÉ-404	0,659	0,443	214,790	8,456
ALÉ-405	0,739	0,497	361,860	14,246
ALÉ-405M	0,641	0,431	362,950	14,289
ALÉ-4052	0,345	0,232	171,180	6,739
ALU005	0,132	0,089	102,120	4,020
ALÉ-T1381	0,609	0,409	272,000	10,709
ALÉ-ET031	0,329	0,221	223,000	8,780
ALÉ-ET032	0,349	0,235	217,200	8,551
ALÉ-ET035	0,732	0,492	324,320	12,769
ALÉ-ET036	0,235	0,158	147,200	5,795
ALÉ-ET038	0,633	0,426	282,180	11,109
ALÉ-ET038M	0,614	0,413	273,780	10,779
ALÉ-ET040	0,409	0,275	234,800	9,244
ALÉ-ET448	0,323	0,217	186,200	7,331
ALÉ-ET449	0,335	0,225	193,000	7,598

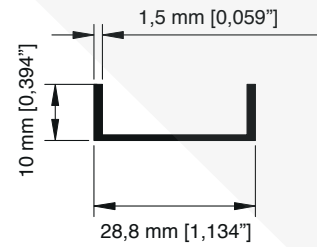
NOTA: Las dimensiones en milímetros son exactas. Las dimensiones en pulgadas son aproximadas.
NOTE: Sizes in millimeters are exact. Dimensions in inches are approximate.



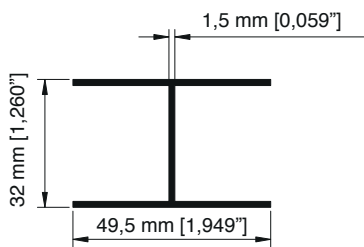
FVD001



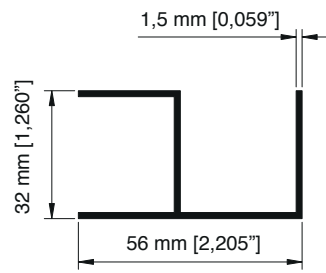
FVD002



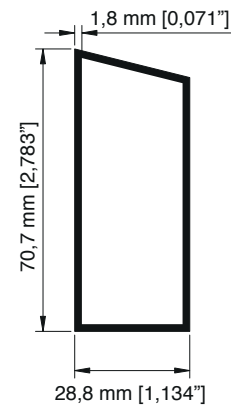
FVD003



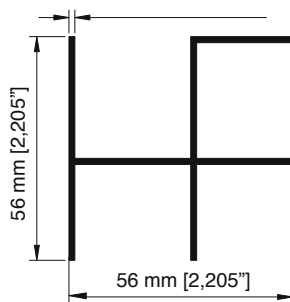
FVD004



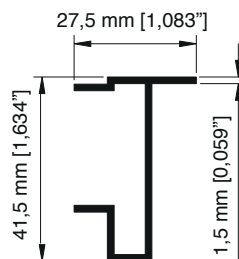
FVD005



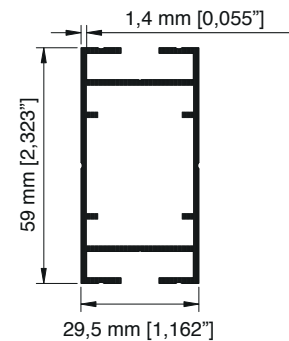
FVD006



FVD007



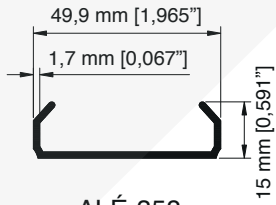
FVD008



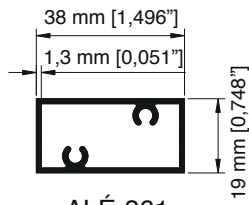
SYS003

REFERENCIA [REFERENCE]	PESO [WEIGHT]		PERIMETRO ACABADO [PERIMETER]	
	kg / m	[lbs / ft]	mm	[inch.]
FVD001	0,325	0,218	163,000	6,417
FVD002	0,768	0,516	381,000	15,000
FVD003	0,151	0,102	95,600	3,764
FVD004	0,520	0,350	259,000	10,197
FVD005	0,573	0,385	285,000	11,220
FVD006	0,904	0,608	192,690	7,586
FVD007	0,768	0,516	381,000	15,000
FVD008	0,391	0,263	195,400	7,693
SYS003	0,818	0,550	279,140	10,990

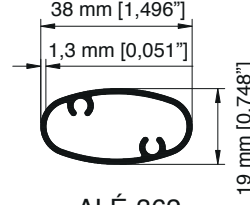
NOTA: Las dimensiones en milímetros son exactas. Las dimensiones en pulgadas son aproximadas.
NOTE: Sizes in millimeters are exact. Dimensions in inches are approximate.



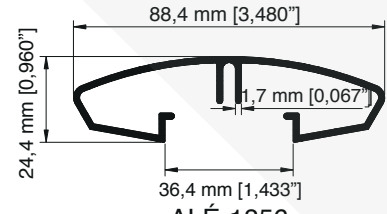
ALÉ-358



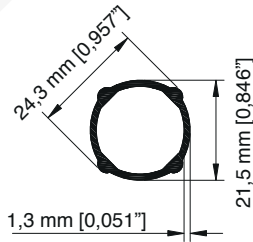
ALÉ-361



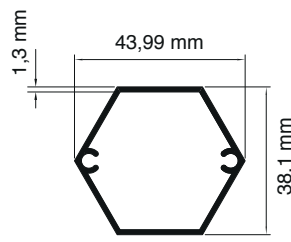
ALÉ-362



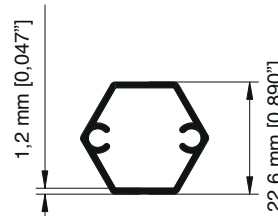
ALÉ-1856



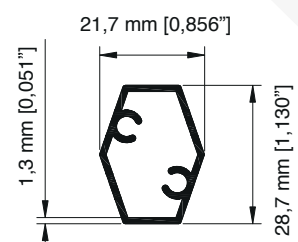
ALS001



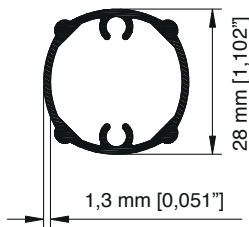
CAR044



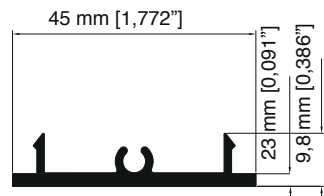
CAR046



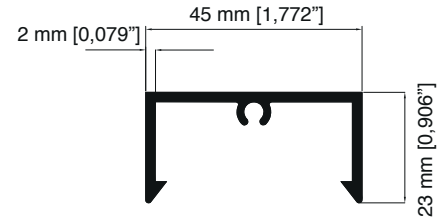
CAR190



CAR233



CAR275

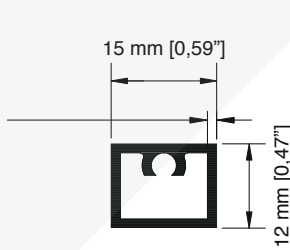


CAR276

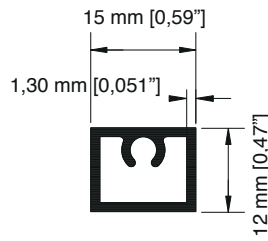
VERTICALES - HORIZONTALES - BARROTES
VERTICAL - HORIZONTAL - BARS

REFERENCIA [REFERENCE]	DESCRIPCIÓN [DESCRIPTION]	PESO [WEIGHT]		PERIMETRO ACABADO [PERIMETER]	
		kg / m	[lbs / ft]	mm	[inch.]
ALÉ-358	Riel Superior	0,358	0,241	158,120	6,225
ALÉ-361	Barrote	0,486	0,327	114,000	4,488
ALÉ-362	Barrote	0,385	0,259	93,970	3,700
ALÉ-1856	Moldura Superior	0,897	0,603	387,060	15,239
ALS001	Barrote	0,276	0,186	72,410	2,851
CAR044	Barrote	0,498	0,335	131,980	5,196
CAR146	Barrote	0,285	0,192	77,640	3,057
CAR190	Barrote	0,354	0,238	83,980	3,306
CAR233	Barrote	0,444	0,298	95,420	3,757
CAR275	Complemento Clip	0,298	0,200	147,100	5,791
CAR276	Clip	0,526	0,354	199,640	7,860

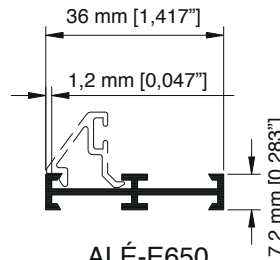
NOTA: Las dimensiones en milímetros son exactas. Las dimensiones en pulgadas son aproximadas.
NOTE: Sizes in millimeters are exact. Dimensions in inches are approximate.



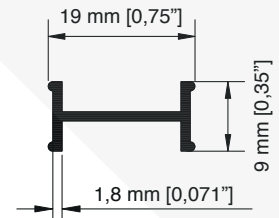
ALÉ-E016



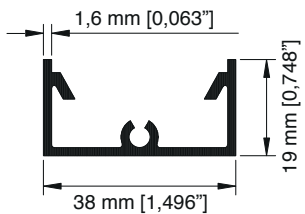
ALÉ-E016M



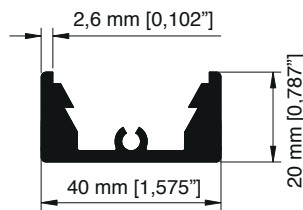
ALÉ-E650



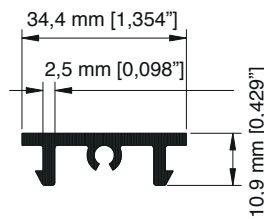
ALÉ-E671



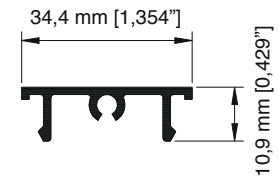
ALÉ-E677



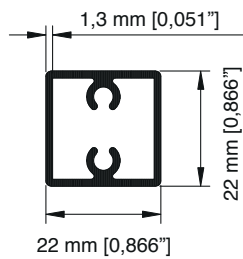
ALÉ-E678



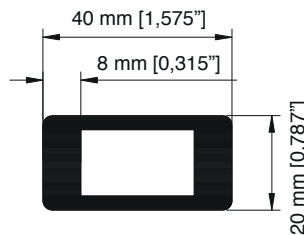
ALÉ-E679



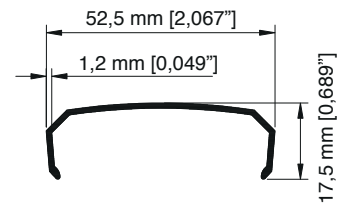
ALÉ-E679M



ALÉ-E680



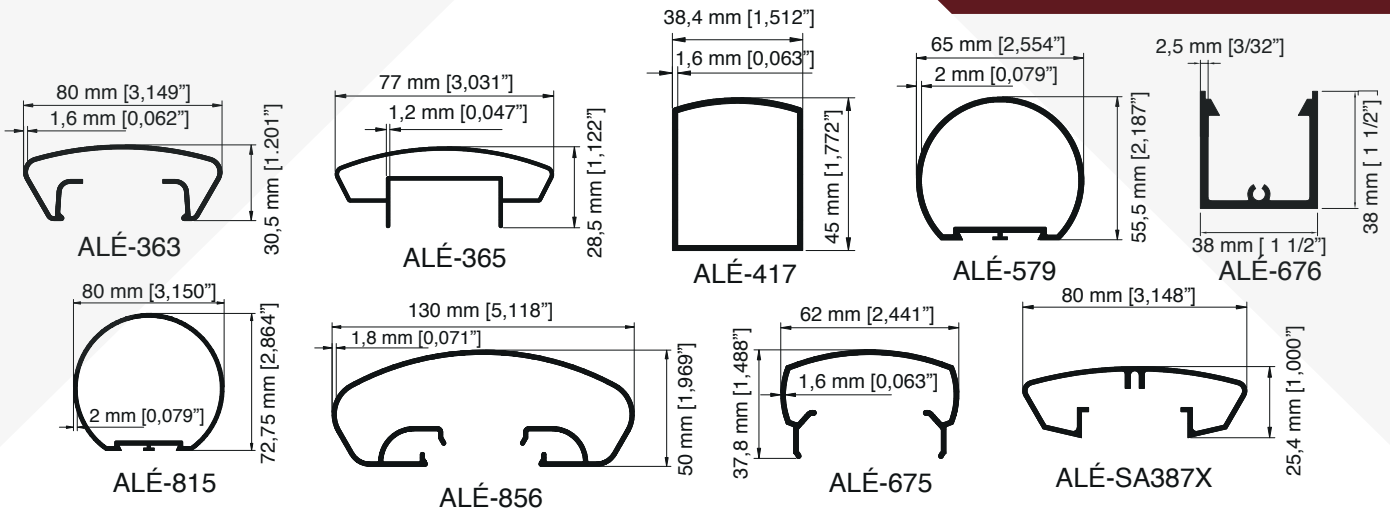
SEH001



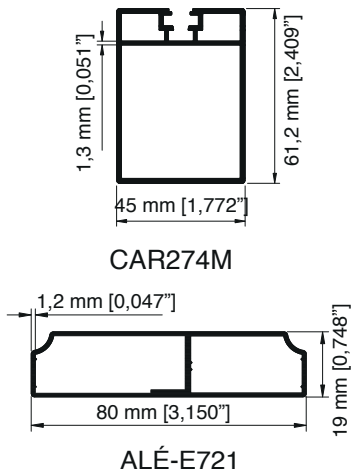
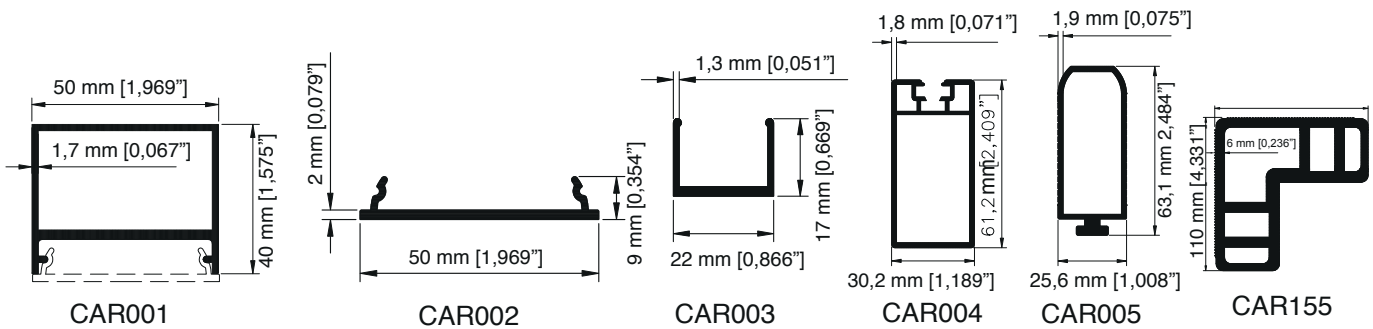
SEH003

VERTICALES - HORIZONTALES - BARROTES VERTICAL - HORIZONTAL - BARS					
REFERENCIA [REFERENCE]	DESCRIPCIÓN [DESCRIPTION]	PESO [WEIGHT]		PERIMETRO ACABADO [PERIMETER]	
		kg / m	[lbs / ft]	mm	[inch.]
ALÉ-E016	Tubular	0,198	0,133	54,000	2,126
ALÉ-E016M	Tubular	0,203	0,136	54,000	2,126
ALÉ-E650	Bandeja	0,220	0,148	138,770	5,463
ALÉ-E671	Bandeja para Barrote	0,114	0,077	71,900	2,831
ALÉ-E677	Horizontal	0,427	0,287	189,420	7,457
ALÉ-E678	Vertical	0,922	0,620	170,700	6,720
ALÉ-E679	Tapa	0,405	0,272	128,500	5,060
ALÉ-E679M	Tapa	0,279	0,188	131,920	5,194
ALÉ-E680	Barrote	0,393	0,264	86,280	3,397
SEH001	Barrote	1,248	0,839	116,570	4,589
SEH003	Tapa Pequeña	0,256	0,172	156,990	6,181

NOTA: Las dimensiones en milímetros son exactas. Las dimensiones en pulgadas son aproximadas.
NOTE: Sizes in millimeters are exact. Dimensions in inches are approximate.

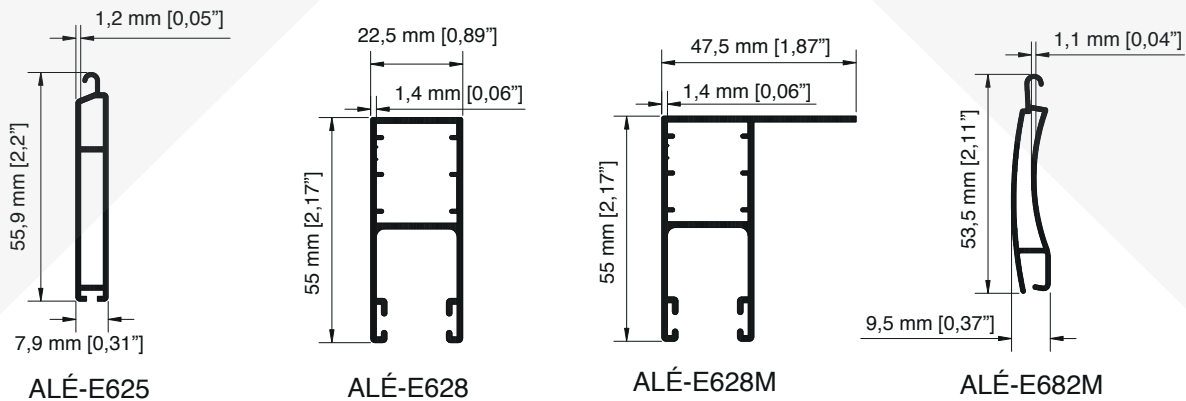


MOLDURAS SUPERIORES - TOP MOULDING					
REFERENCIA [REFERENCE]	DESCRIPCIÓN [DESCRIPTION]	PESO [WEIGHT]		PERIMETRO ACABADO [PERIMETER]	
		kg / m	[lbs / ft]	mm	[inch.]
ALÉ-363	Tapa Mediana	0,795	0,534	364,300	14,343
ALÉ-365	Tapa Mediana	0,653	0,439	221,930	8,737
ALÉ-417	Tubular	0,671	0,451	160,720	6,328
ALÉ-579	Tubular	1,112	0,748	222,170	8,747
ALÉ-675	Tapa Mediana	0,617	0,415	285,090	11,224
ALÉ-676	Vertical	0,836	0,562	251,080	9,885
ALÉ-815	Tapa Mediana	1,380	0,927	271,380	10,684
ALÉ-856	Tapa Mediana	1,680	1,129	685,550	26,990
ALÉ-SA387X	Tapa Mediana	0,607	0,408	351,140	13,824

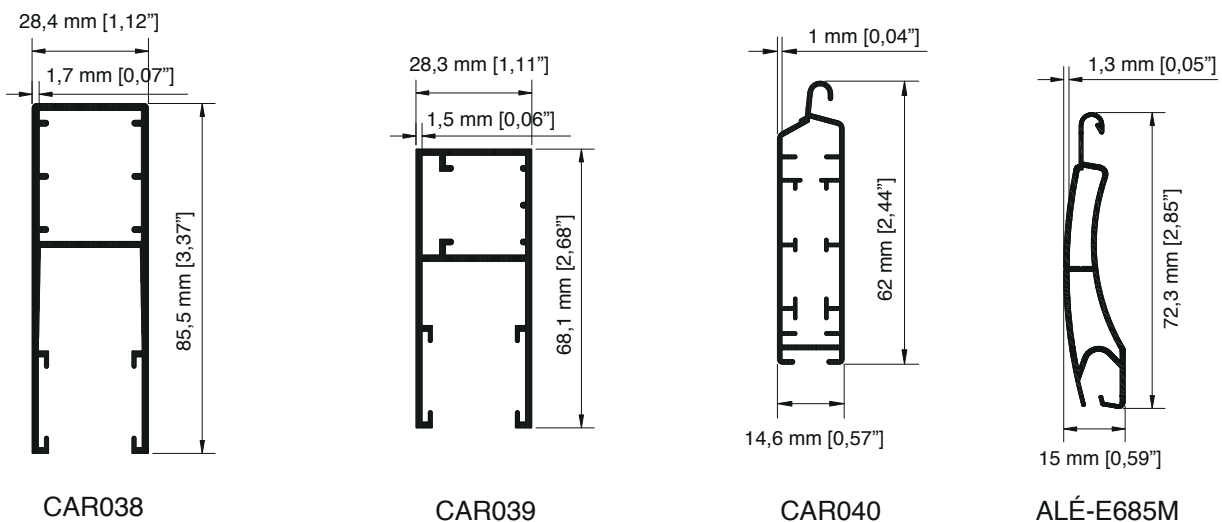


REJA RANCH					
REFERENCIA [REFERENCE]	DESCRIPCIÓN [DESCRIPTION]	PESO [WEIGHT]		PERIMETRO ACABADO [PERIMETER]	
		kg / m	[lbs / ft]	mm	[inch.]
CAR001	Horizontal	0,921	0,619	205,850	8,104
CAR002	Tapa	0,328	0,221	135,540	5,336
CAR003	Canal Portabarrote	0,232	0,156	107,640	4,238
CAR004	Horizontal Ornamental	0,993	0,668	222,250	8,750
CAR005	Horizontal Ornamental	0,915	0,615	186,410	7,339
CAR155	Esquinero	9,919	6,668	538,990	21,220
CAR274M	Horizontal Ornamental	1,171	0,787	251,520	9,902
ALÉ-E721	Barrote	0,710	0,480	192,570	7,582

NOTA: Las dimensiones en milímetros son exactas. Las dimensiones en pulgadas son aproximadas.
NOTE: Sizes in millimeters are exact. Dimensions in inches are approximate.

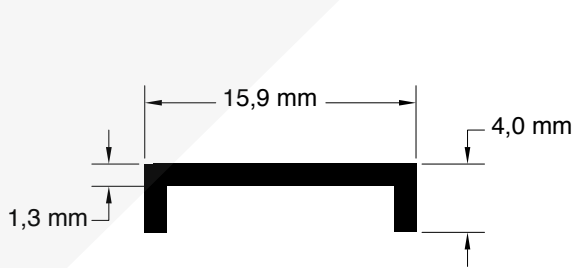


CORTINA DE 45 MM. - 45 MM. CURTAIN					
REFERENCIA [REFERENCE]	DESCRIPCIÓN [DESCRIPTION]	PESO [WEIGHT]		PERIMETRO ACABADO [PERIMETER]	
		kg / m	[lbs / ft]	mm	[inch.]
ALÉ-E625	Lama Final	0,410	0,275	141,880	5,586
ALÉ-E628	Jamba	0,667	0,448	242,300	9,540
ALÉ-E628M	Jamba	0,762	0,512	292,490	11,515
ALÉ-E682M	Lama	0,343	0,230	152,580	6,010

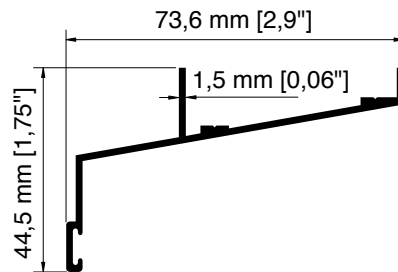


CORTINA DE 60 MM. - 60 MM. CURTAIN					
REFERENCIA [REFERENCE]	DESCRIPCIÓN [DESCRIPTION]	PESO [WEIGHT]		PERIMETRO ACABADO [PERIMETER]	
		kg / m	[lbs / ft]	mm	[inch.]
CAR038	Jamba	1,100	0,739	367,150	14,455
CAR039	Jamba	0,883	0,594	314,880	12,397
CAR040	Lama Final	0,513	0,345	175,420	6,906
ALÉ-E685M	Lama	0,551	0,370	213,480	8,405

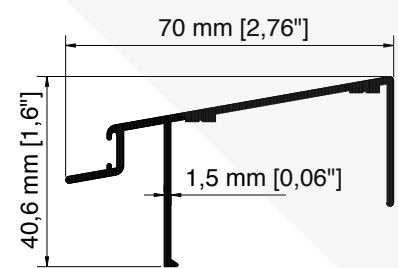
NOTA: Las dimensiones en milímetros son exactas. Las dimensiones en pulgadas son aproximadas.
NOTE: Sizes in millimeters are exact. Dimensions in inches are approximate.



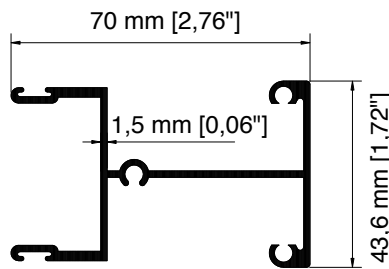
ALÉ-1032



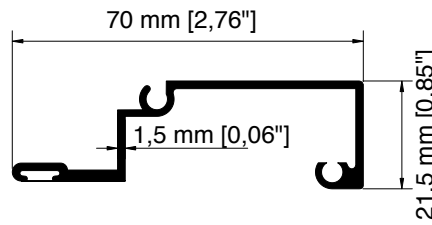
CAR018



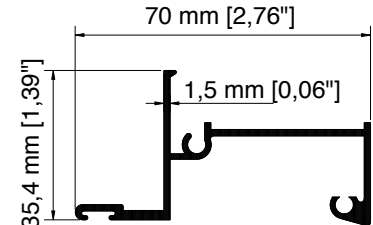
CAR019



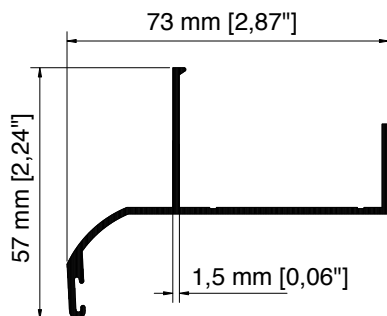
CAR020



CAR021



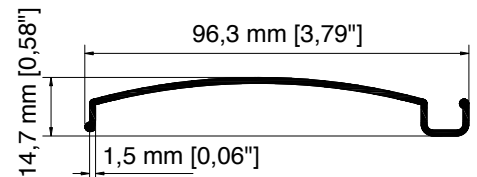
CAR022



CAR023



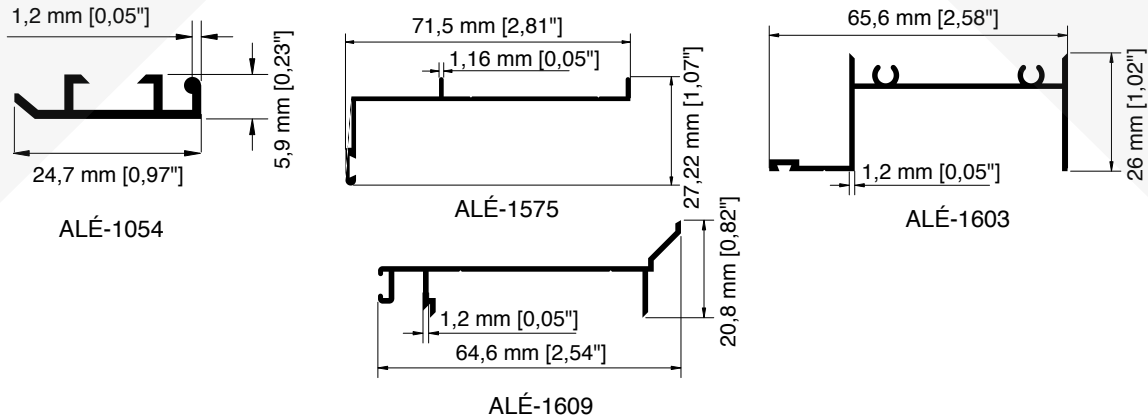
CAR025



ALÉ-E631

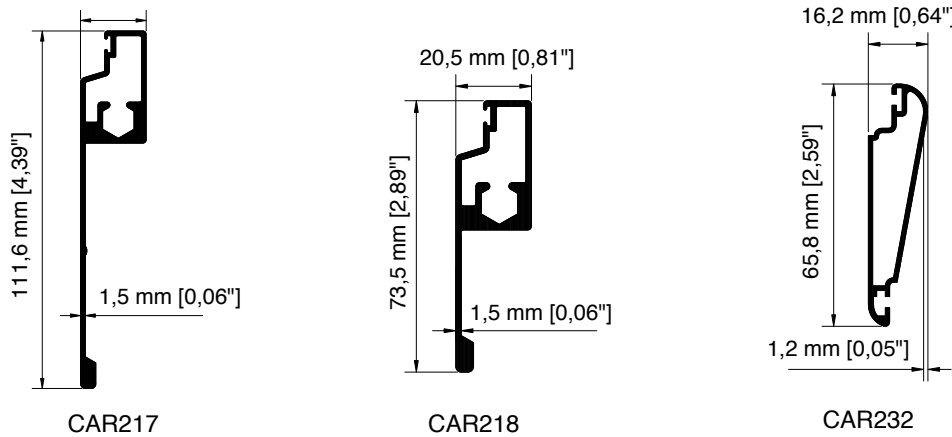
REFERENCIA [REFERENCE]	DESCRIPCIÓN [DESCRIPTION]	PESO [WEIGHT]		PERIMETRO ACABADO [PERIMETER]	
		kg / m	[lbs / ft]	mm	[inch.]
ALÉ-1032	Barra Operadora	0,072	0,048	46,140	1,817
CAR018	Cabezal Marco	0,544	0,366	255,130	10,044
CAR019	Sillar Marco	0,608	0,409	289,540	11,399
CAR020	Jamba Doble	0,926	0,623	428,470	16,869
CAR021	Jamba Marco	0,550	0,370	260,410	10,252
CAR022	Jamba Marco	0,672	0,452	313,270	12,333
CAR023	Cabezal Marco	0,610	0,410	295,530	11,635
CAR025	Operador	0,120	0,081	42,650	1,679
ALÉ-E631	Lama	0,481	0,323	263,140	10,360

NOTA: Las dimensiones en milímetros son exactas. Las dimensiones en pulgadas son aproximadas.
NOTE: Sizes in millimeters are exact. Dimensions in inches are approximate.



CELOSIA CHILENA - CHILEAN LOUVER

REFERENCIA [REFERENCE]	DESCRIPCIÓN [DESCRIPTION]	PESO [WEIGHT]		PERIMETRO ACABADO [PERIMETER]	
		kg / m	[lbs / ft]	mm	[inch.]
ALÉ-1054	Perfil de Malla	0,142	0,095	89,070	3,507
ALÉ-1575	Cabezal	0,331	0,223	210,300	8,280
ALÉ-1603	Jamba	0,444	0,298	270,450	10,648
ALÉ-1609	Base	0,329	0,221	207,080	8,153



CELOSIA DE SEGURIDAD - SECURITY LOUVER

REFERENCIA [REFERENCE]	DESCRIPCIÓN [DESCRIPTION]	PESO [WEIGHT]		PERIMETRO ACABADO [PERIMETER]	
		kg / m	[lbs / ft]	mm	[inch.]
CAR217	Lama de 4"	1,053	0,708	272,000	10,709
CAR218	Lama de 3"	0,895	0,602	195,580	7,700
CAR232	Lama mallorquina	0,503	0,338	176,680	6,956

NOTA: Las dimensiones en milímetros son exactas. Las dimensiones en pulgadas son aproximadas.
NOTE: Sizes in millimeters are exact. Dimensions in inches are approximate.