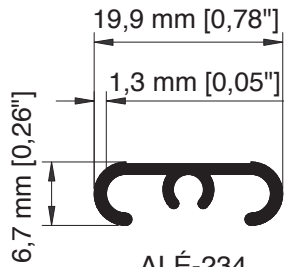
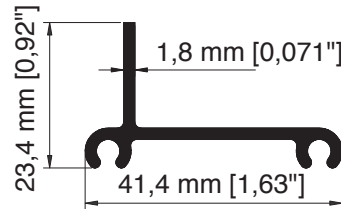


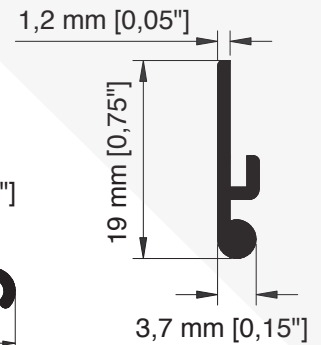
ALÉ-E481



ALÉ-234

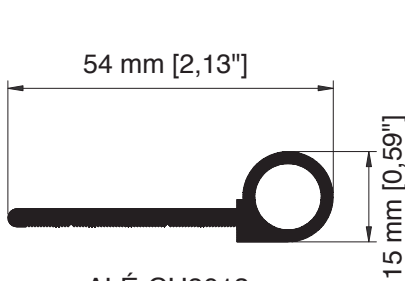


ALÉ-E085

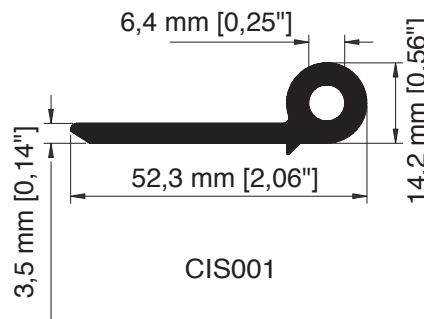


ALÉ-E482

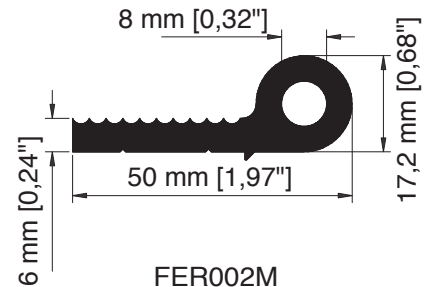
REFERENCIA [REFERENCE]	PESO [WEIGHT]		PERIMETRO ACABADO [PERIMETER]	
	kg / m	[lbs / ft]	mm	[inch.]
ALÉ-234	0,126	0,085	78.950	3.108
ALÉ-E085	0,368	0,247	147.480	5.806
ALÉ-E481	0,083	0,056	52.450	2.065
ALÉ-E482	0,099	0,067	53.890	2.122



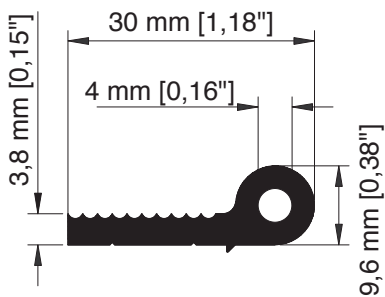
ALÉ-CH8013



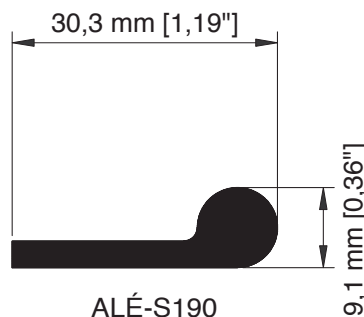
CIS001



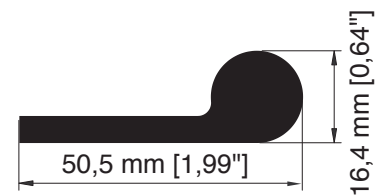
FER002M



FER003M




ALÉ-S190



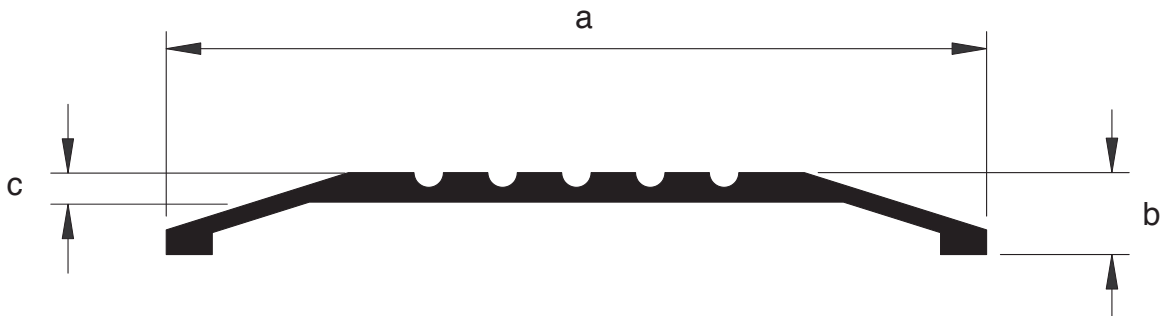
ALÉ-S383

REFERENCIA [REFERENCE]	PESO [WEIGHT]		PERIMETRO ACABADO [PERIMETER]	
	kg / m	[lbs / ft]	mm	[inch.]
ALÉ-CH8013	0,567	0,381	362,120	14,257
CIS001	0,730	0,491	124,670	4,908
FER002M	1,016	0,683	133,330	5,249
FER003M	0,363	0,244	79,000	3,110
ALÉ-S190	0,402	0,270	75,930	2,989
ALÉ-S383	1,160	0,780	128,310	5,052

NOTA: Las dimensiones en milímetros son exactas. Las dimensiones en pulgadas son aproximadas.
NOTE: Sizes in millimeters are exact. Dimensions in inches are approximate.

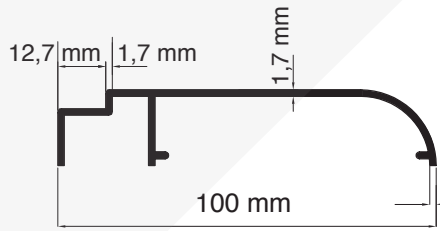


REFERENCIA [REFERENCE]	DIMENSIONES [SIZES]								PESO [WEIGHT]		PERIMETRO ACABADO [PERIMETER]	
	a		b		c		d		kg / m	[lbs / ft]	mm	[inch.]
	mm	[inch.]	mm	[inch.]	mm	[inch.]	mm	[inch.]				
ALÉ-S237	100,000	3,940	21,000	0,830	1,300	0,050	10,500	0,410	0,604	0,405	382,230	15,048
ALÉ-S380	76,200	3,000	21,400	0,840	1,500	0,060	6,500	0,260	0,553	0,370	307,130	12,092
ALÉ-S444	85,900	3,380	15,300	0,600	1,300	0,050	5,000	0,200	0,493	0,330	294,340	11,588

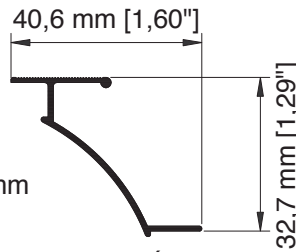


REFERENCIA [REFERENCE]	DIMENSIONES [SIZES]						PESO [WEIGHT]		PERIMETRO ACABADO [PERIMETER]	
	a		b		c		kg / m	[lbs / ft]	mm	[inch.]
	mm	[inch.]	mm	[inch.]	mm	[inch.]				
ALÉ-E565	56,000	2,200	6,000	0,230	2,500	0,098	0,364	0,245	128,100	5,043
ALÉ-SA041	50,000	1,970	5,000	0,190	1,800	0,071	0,200	0,134	112,460	4,428
ALÉ-S042	89,000	3,500	6,400	0,250	3,100	0,122	0,690	0,464	195,420	7,694

NOTA: Las dimensiones en milímetros son exactas. Las dimensiones en pulgadas son aproximadas.
NOTE: Sizes in millimeters are exact. Dimensions in inches are approximate.



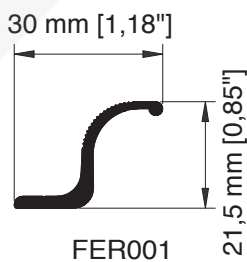
ALÉ-003



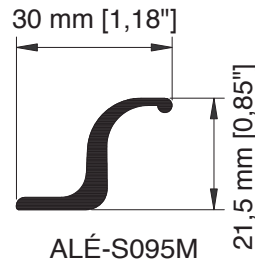
ALÉ-460



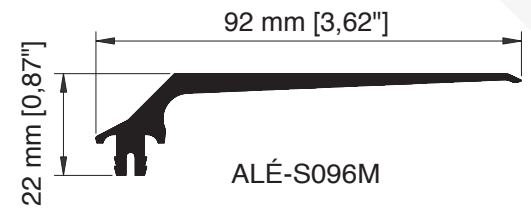
ALÉ-CH8016



FER001

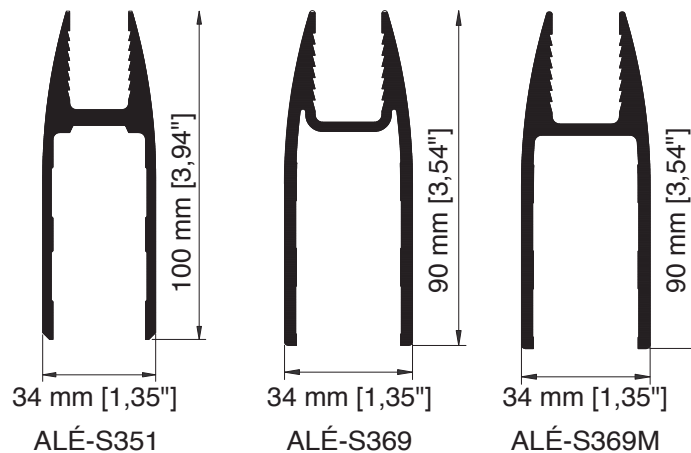


ALÉ-S095M



ALÉ-S096M

REFERENCIA [REFERENCE]	PESO [WEIGHT]		PERIMETRO ACABADO [PERIMETER]	
	kg / m	[lbs / ft]	mm	[inch.]
ALÉ-003	0,706	0,475	307,860	12,120
ALÉ-460	0,221	0,149	158,400	6,236
ALÉ-CH8016	1,547	1,040	342,260	13,475
FER001	0,269	0,181	94,420	3,717
ALÉ-S095M	0,343	0,231	91,420	3,599
ALÉ-S096M	0,912	0,613	230,110	9,059



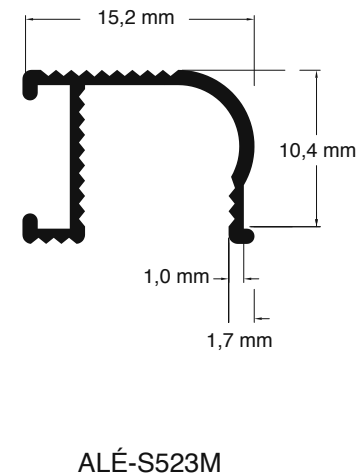
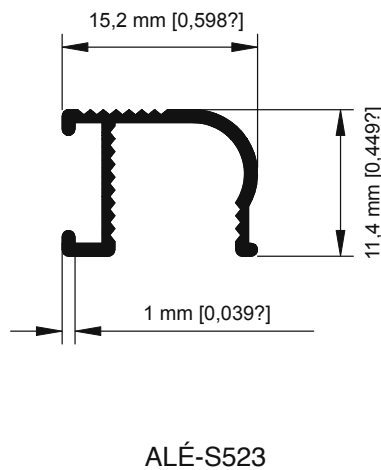
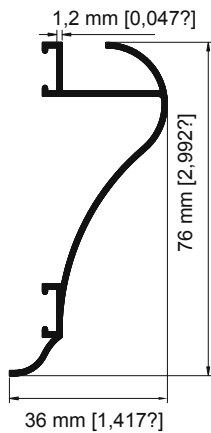
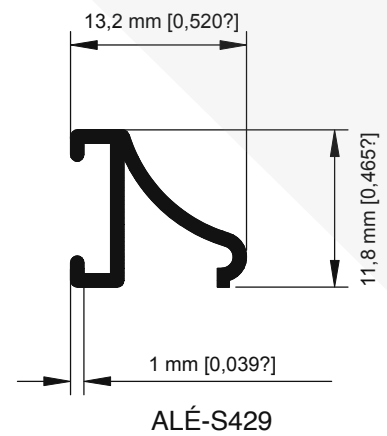
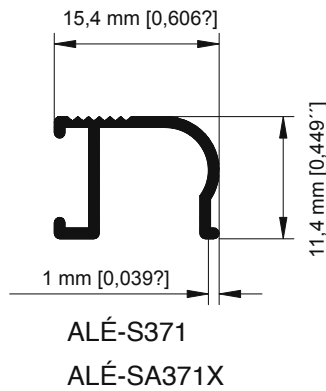
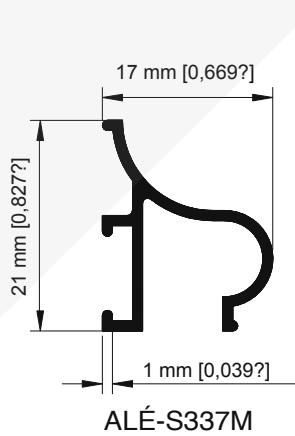
ALÉ-S351

ALÉ-S369

ALÉ-S369M

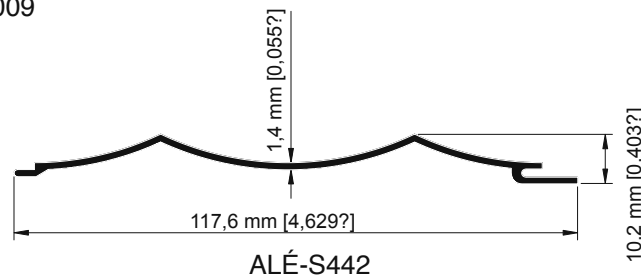
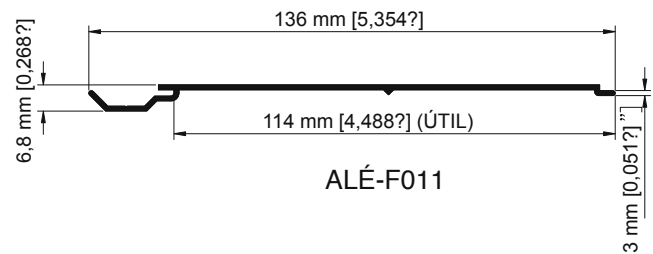
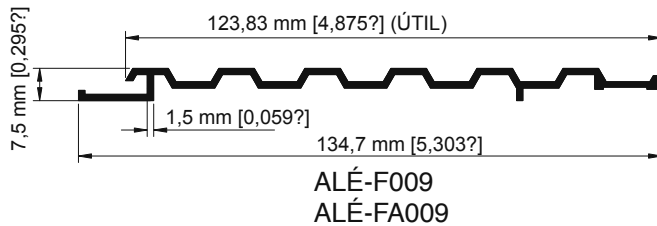
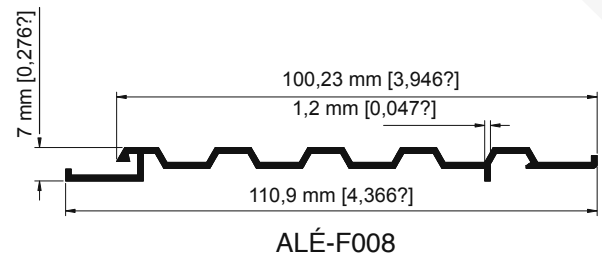
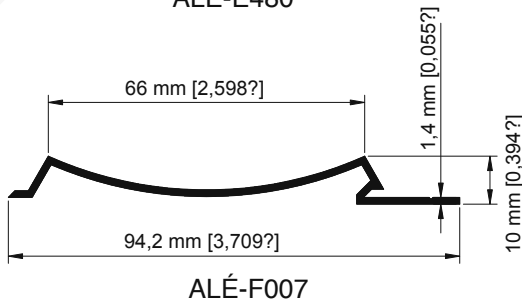
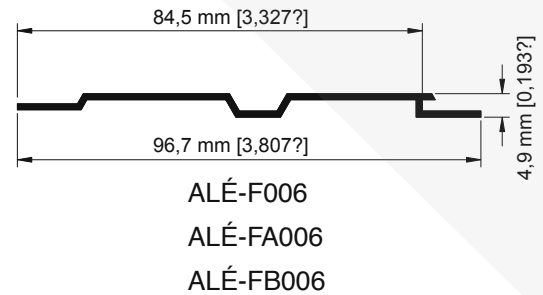
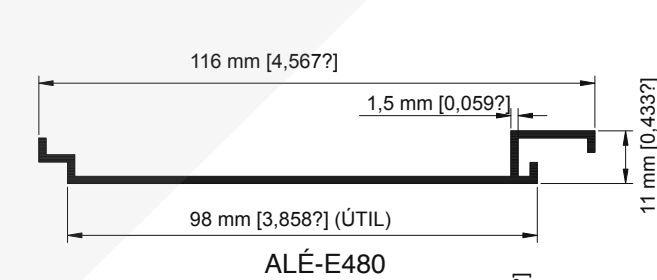
REFERENCIA [REFERENCE]	PESO [WEIGHT]		PERIMETRO ACABADO [PERIMETER]	
	kg / m	[lbs / ft]	mm	[inch.]
ALÉ-S351	2,159	1,451	452,870	17,830
ALÉ-S369	1,843	1,239	438,370	17,259
ALÉ-S369M	1,963	1,320	418,140	16,462

NOTA: Las dimensiones en milímetros son exactas. Las dimensiones en pulgadas son aproximadas.
NOTE: Sizes in millimeters are exact. Dimensions in inches are approximate.



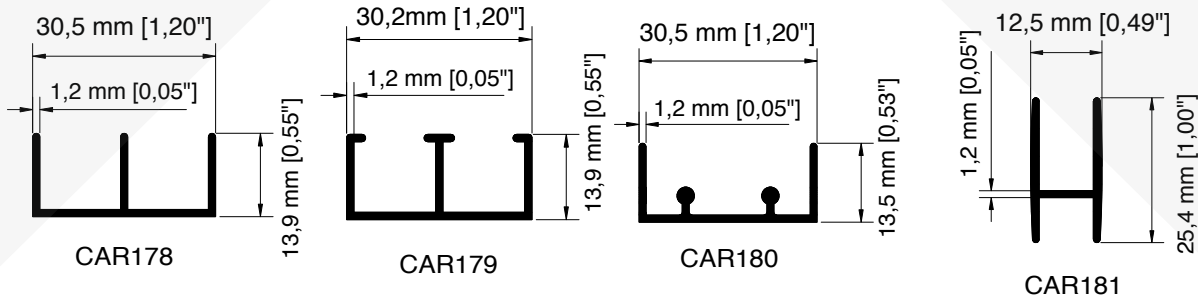
REFERENCIA [REFERENCE]	PESO [WEIGHT]		PERIMETRO ACABADO [PERIMETER]	
	kg / m	[lbs / ft]	mm	[inch.]
ALÉ-S337M	0,152	0,102	111,120	4,375
ALÉ-S371	0,105	0,071	82,400	3,244
ALÉ-SA371X	0,095	0,064	83,550	3,289
ALÉ-S429	0,097	0,065	71,490	2,815
ALÉ-S520M	0,493	0,331	297,920	11,729
ALÉ-S523	0,096	0,065	85,190	3,354
ALÉ-S523M	0,093	0,063	86,420	3,402

NOTA: Las dimensiones en milímetros son exactas. Las dimensiones en pulgadas son aproximadas.
NOTE: Sizes in millimeters are exact. Dimensions in inches are approximate.



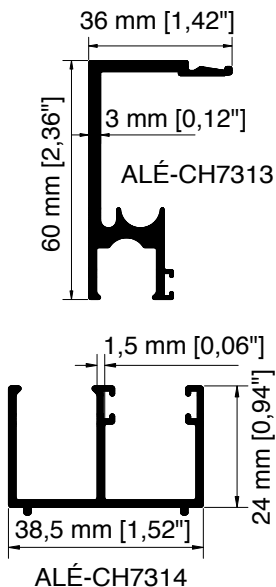
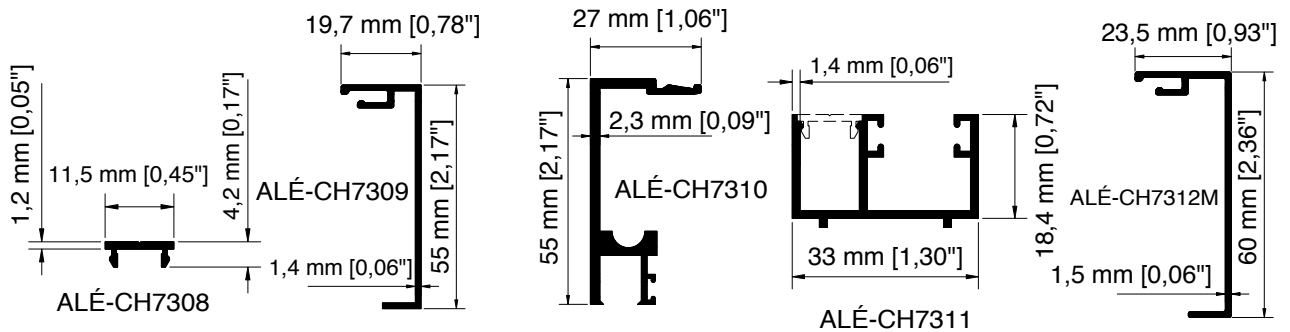
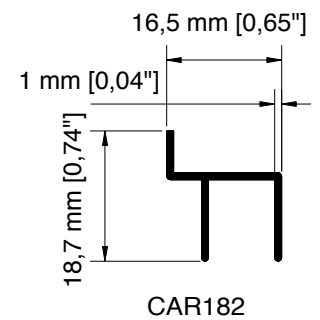
REFERENCIA [REFERENCE]	PESO [WEIGHT]		PERIMETRO ACABADO [PERIMETER]	
	kg / m	[lbs / ft]	mm	[inch.]
ALÉ-E480	0,582	0,391	289,600	11,402
ALÉ-F006	0,380	0,255	218,790	8,614
ALÉ-FA006	0,349	0,235	216,380	8,519
ALÉ-FB006	0,366	0,246	215,190	8,472
ALÉ-F007	0,424	0,285	226,740	8,927
ALÉ-F008	0,472	0,317	292,250	11,506
ALÉ-F009	0,704	0,473	347,520	13,682
ALÉ-FA009	0,667	0,448	347,520	13,682
ALÉ-F011	0,519	0,350	295,360	11,630
ALÉ-S442	0,491	0,330	259,250	10,207

NOTA: Las dimensiones en milímetros son exactas. Las dimensiones en pulgadas son aproximadas.
NOTE: Sizes in millimeters are exact. Dimensions in inches are approximate.



PERFILES URNA - DISPLAY CASE PROFILES

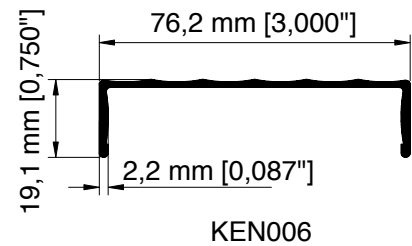
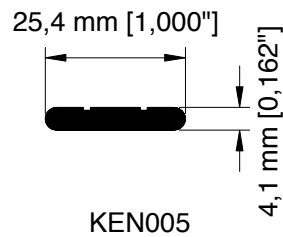
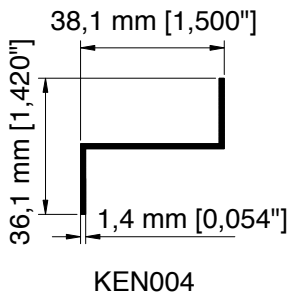
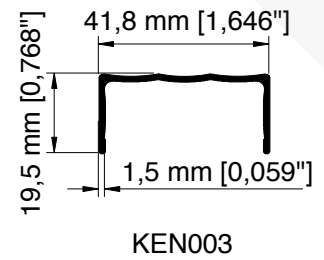
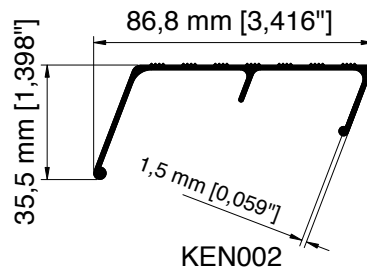
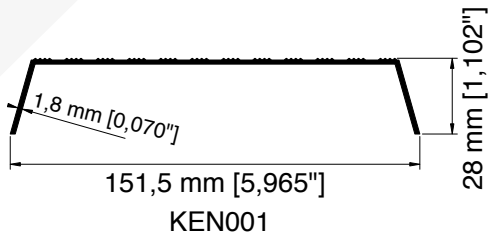
REFERENCIA [REFERENCE]	DESCRIPCIÓN [DESCRIPTION]	PESO [WEIGHT]		PERIMETRO ACABADO [PERIMETER]	
		kg / m	[lbs / ft]	mm	[inch.]
CAR178	Cabeza Marco	0,222	0,149	138,050	5,435
CAR179	Jamba Marco	0,245	0,165	151,710	5,973
CAR180	Base Marco	0,229	0,154	132,390	5,212
CAR181	Horizontal Puerta	0,221	0,149	120,960	4,762
CAR182	Canal	0,124	0,083	92,510	3,642



PERFILES VIDRIO - TEMPERED GLASS PROFILES

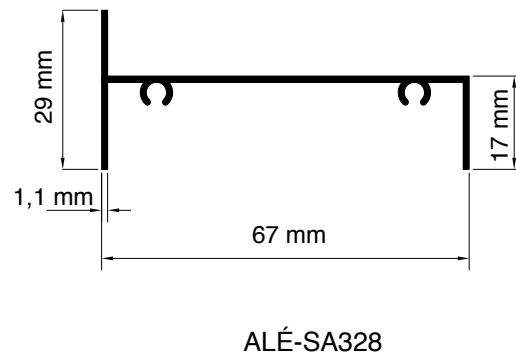
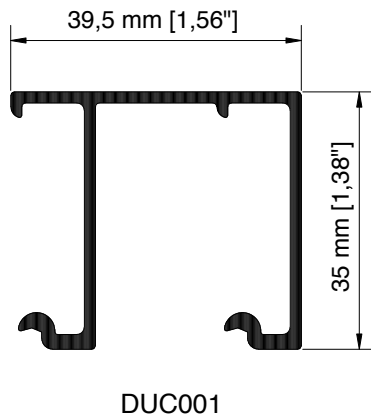
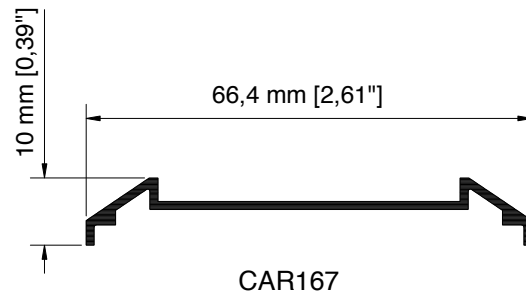
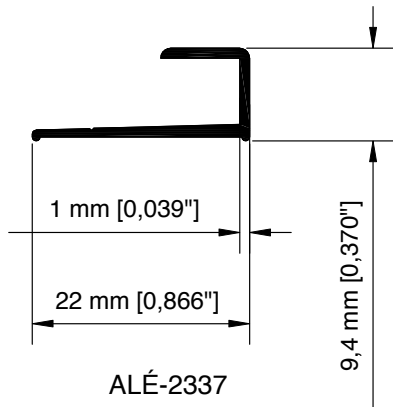
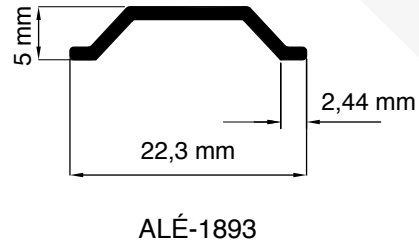
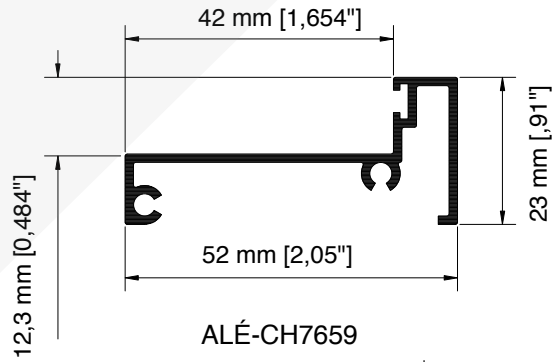
REFERENCIA [REFERENCE]	DESCRIPCIÓN [DESCRIPTION]	PESO [WEIGHT]		PERIMETRO ACABADO [PERIMETER]	
		kg / m	[lbs / ft]	mm	[inch.]
ALÉ-CH7308	Tapa	0,054	0,036	38,390	1,511
ALÉ-CH7309	Riel Superior	0,355	0,239	189,540	7,462
ALÉ-CH7310	Riel Superior	0,707	0,475	237,520	9,351
ALÉ-CH7311	Riel Inferior	0,373	0,251	209,640	8,254
ALÉ-CH7312M	Riel Superior	0,399	0,268	205,430	8,088
ALÉ-CH7313	Riel Superior	1,008	0,678	280,670	11,050
ALÉ-CH7314	Riel Inferior	0,471	0,317	242,930	9,564

NOTA: Las dimensiones en milímetros son exactas. Las dimensiones en pulgadas son aproximadas.
NOTE: Sizes in millimeters are exact. Dimensions in inches are approximate.



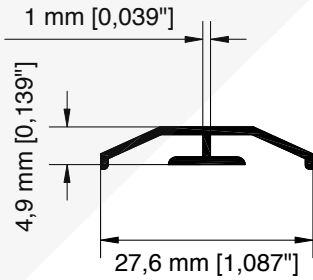
ESCALERAS - LADDERS				
REFERENCIA [REFERENCE]	PESO [WEIGHT]		PERIMETRO ACABADO [PERIMETER]	
	kg / m	[lbs / ft]	mm	[inch.]
KEN001	0,889	0,598	404,620	15,930
KEN002	0,658	0,442	298,270	11,743
KEN003	0,290	0,195	156,030	6,143
KEN004	0,268	0,180	148,360	5,841
KEN005	0,270	0,182	57,500	2,264
KEN006	0,490	0,329	223,680	8,806

NOTA: Las dimensiones en milímetros son exactas. Las dimensiones en pulgadas son aproximadas.
NOTE: Sizes in millimeters are exact. Dimensions in inches are approximate.

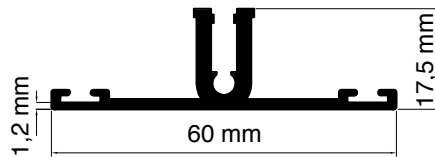


REFERENCIA [REFERENCE]	DESCRIPCIÓN [DESCRIPTION]	PESO [WEIGHT]		PERIMETRO ACABADO [PERIMETER]	
		kg / m	[lbs / ft]	mm	[inch.]
ALÉ-CH7659	Marco	0,418	0,281	235,590	9,275
ALÉ-1893	Cremallera	0,083	0,056	52,770	2,078
ALÉ-2337	Per?l Espejo	0,103	0,069	77,470	3,050
CAR167	Porta Barrotes	0,288	0,194	168,880	6,649
DUC001	Riel	0,565	0,380	260,980	10,275
ALÉ-SA328	Sillar	0,385	0,259	254,860	10,034

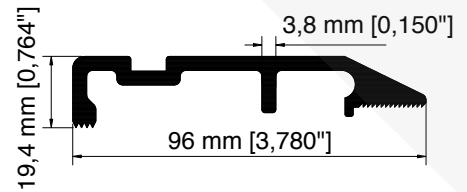
NOTA: Las dimensiones en milímetros son exactas. Las dimensiones en pulgadas son aproximadas.
NOTE: Sizes in millimeters are exact. Dimensions in inches are approximate.



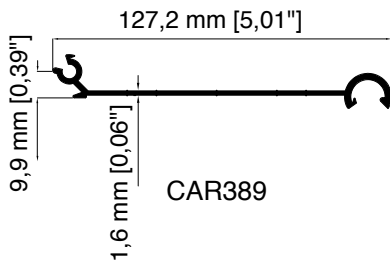
ALÉ-511



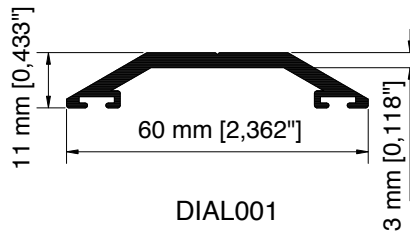
ALÉ-2240



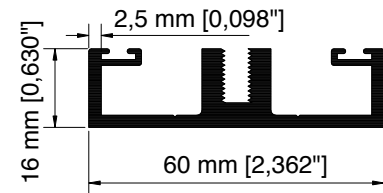
ALU010



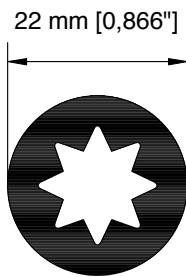
CAR389



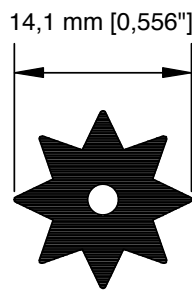
DIAL001



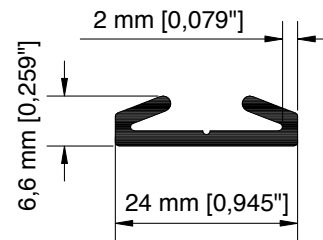
DIAL002



FAV001



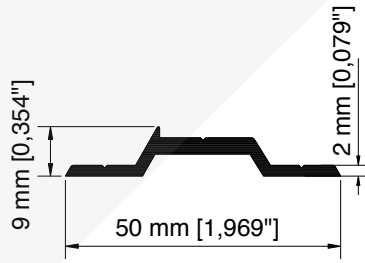
FAV002



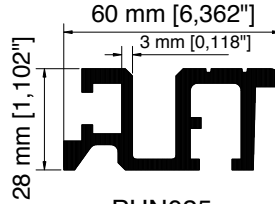
HA001

REFERENCIA [REFERENCE]	PESO [WEIGHT]		PERIMETRO ACABADO [PERIMETER]	
	kg / m	[lbs / ft]	mm	[inch.]
ALÉ-511	0,119	0,080	89,300	3,516
ALÉ-2240	0,552	0,371	217,320	8,556
ALU010	1,596	1,073	311,770	12,274
CAR389	0,813	0,547	335,020	13,190
DIAL001	0,536	0,360	164,920	6,493
DIAL002	1,021	0,686	302,000	11,890
FAV001	0,738	0,496	69,120	2,721
FAV002	0,247	0,166	57,410	2,260
HA001	0,215	0,145	82,520	3,249

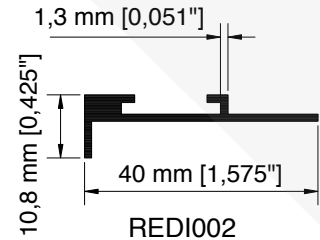
NOTA: Las dimensiones en milímetros son exactas. Las dimensiones en pulgadas son aproximadas.
NOTE: Sizes in millimeters are exact. Dimensions in inches are approximate.



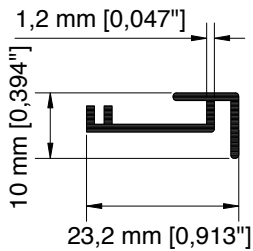
ALÉ-S245M



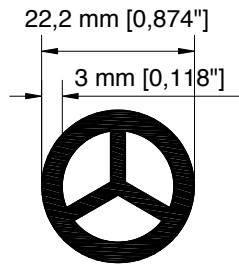
PUN025



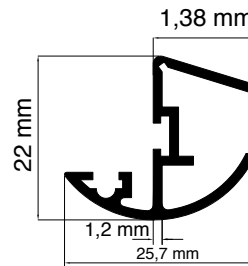
REDI002



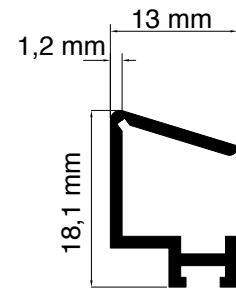
SIT001



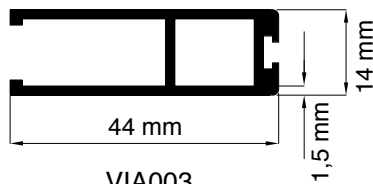
TEK002



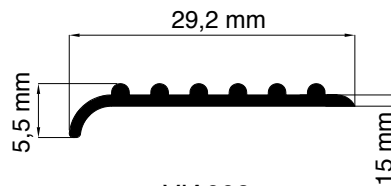
VIA001



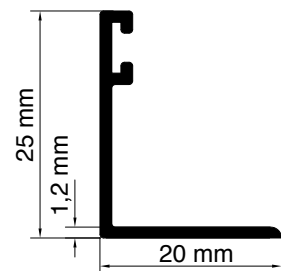
VIA002



VIA003



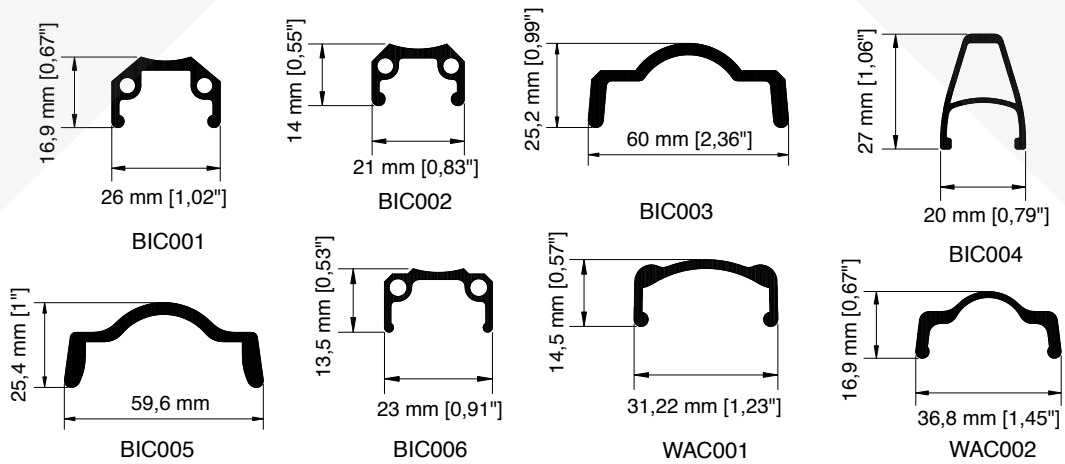
VIA006



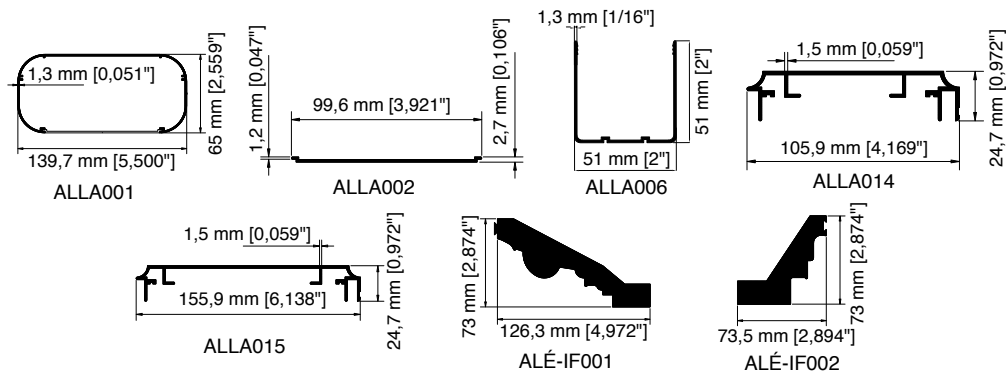
VIA007

REFERENCIA [REFERENCE]	PESO [WEIGHT]		PERIMETRO ACABADO [PERIMETER]	
	kg / m	[lbs / ft]	mm	[inch.]
ALÉ-S245M	0,346	0,233	116,660	4,593
PUN025	1,591	1,070	327,060	12,876
REDI002	0,234	0,157	117,400	4,622
SIT001	0,153	0,103	96,110	3,780
TEK002	0,629	0,423	69,740	2,746
VIA001	0,257	0,173	160,690	6,326
VIA002	0,151	0,106	97,080	3,822
VIA003	0,500	0,336	179,140	7,053
VIA006	0,122	0,082	73,020	2,875
VIA007	0,172	0,1156	101,770	4,007

NOTA: Las dimensiones en milímetros son exactas. Las dimensiones en pulgadas son aproximadas.
NOTE: Sizes in millimeters are exact. Dimensions in inches are approximate.



RINES - RIM				
REFERENCIA [REFERENCE]	PESO [WEIGHT]		PERIMETRO ACABADO [PERIMETER]	
	kg / m	[lbs / ft]	mm	[inch.]
BIC001	0,350	0,235	103,200	4,063
BIC002	0,264	0,177	84,740	3,336
BIC003	0,868	0,584	180,530	7,107
BIC004	0,276	0,186	103,540	4,076
BIC005	0,908	0,610	177,960	7,006
BIC006	0,217	0,146	87,640	3,450
WAC001	0,313	0,210	105,950	4,171
WAC002	0,365	0,245	113,860	4,483



REFERENCIA [REFERENCE]	PESO [WEIGHT]		PERIMETRO ACABADO [PERIMETER]	
	kg / m	[lbs / ft]	mm	[inch.]
ALLA001	0,350	0,235	103,200	4,063
ALLA002	0,264	0,177	84,740	3,336
ALLA006	0,868	0,584	180,530	7,107
ALLA014	0,276	0,186	103,540	4,076
ALLA015	0,908	0,610	177,960	7,006
ALÉ-IF001	0,217	0,146	87,640	3,450
ALÉ-IF002	0,313	0,210	105,950	4,171

NOTA: Las dimensiones en milímetros son exactas. Las dimensiones en pulgadas son aproximadas.
NOTE: Sizes in millimeters are exact. Dimensions in inches are approximate.