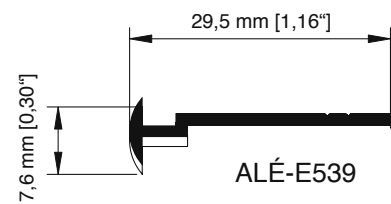
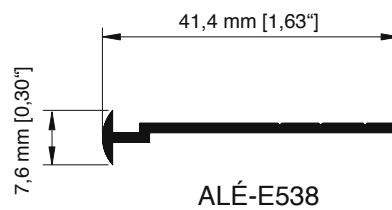
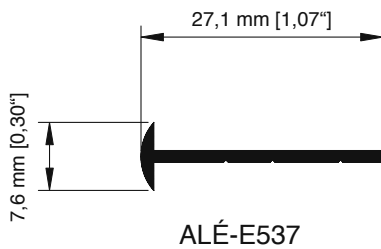


REFERENCIA [REFERENCE]	PESO [WEIGHT]		PERIMETRO ACABADO [PERIMETER]	
	kg / m	[lbs / ft]	mm	[ inch. ]
CDR001	0,369	0,248	188,400	7,417
ALÉ-S391	0,470	0,316	258,800	10,189
ALÉ-S1052	0,411	0,276	292,390	11,511



REFERENCIA [REFERENCE]	PESO [WEIGHT]		PERIMETRO ACABADO [PERIMETER]	
	kg / m	[lbs / ft]	mm	[ inch. ]
ALÉ-E537	0,124	0,083	71,480	2,814
ALÉ-E538	0,186	0,125	104,280	4,106
ALÉ-E539	0,139	0,093	79,030	3,111